

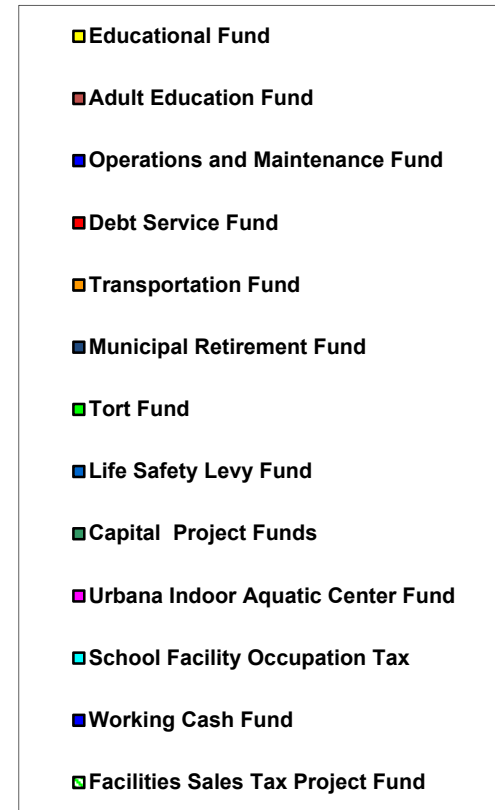
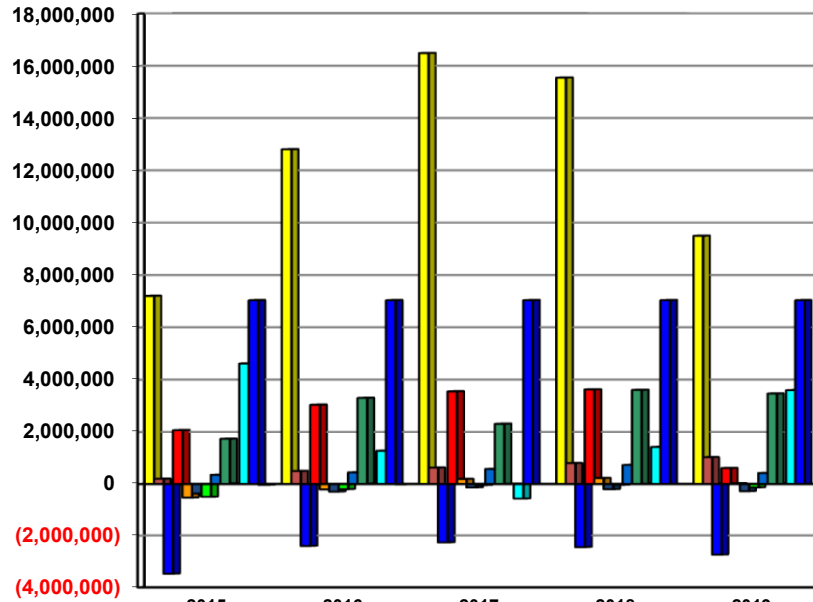


CPAs & ADVISORS

URBANA SCHOOL DISTRICT

October 15, 2019

FUND BALANCES



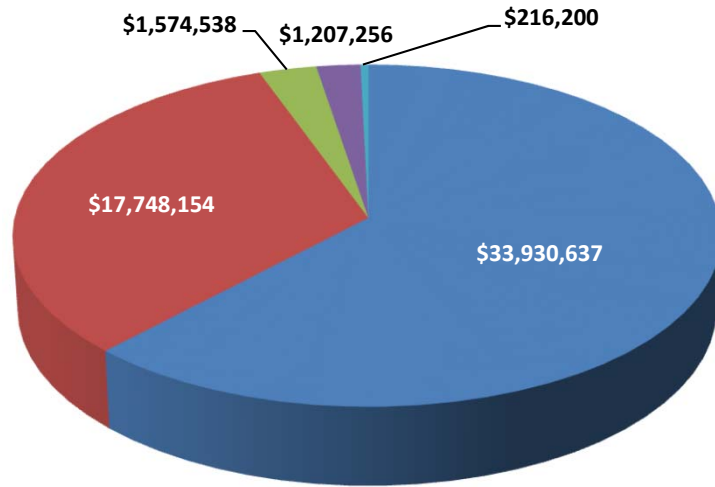
	2015	2016	2017	2018	2019
Educational Fund	7,210,223	12,813,777	16,492,820	15,553,319	9,506,720
Adult Education Fund	202,894	502,203	635,637	812,106	1,041,725
Operations and Maintenance Fund	(3,468,529)	(2,394,021)	(2,258,311)	(2,438,699)	(2,730,647)
Debt Service Fund	2,077,228	3,049,019	3,561,167	3,637,695	620,408
Transportation Fund	(521,734)	(202,487)	200,678	235,793	29,393
Municipal Retirement Fund	(364,231)	(291,161)	(128,630)	(198,664)	(275,294)
Tort Fund	(491,609)	(195,233)	(39,297)	(30,130)	(129,304)
Life Safety Levy Fund	355,537	452,085	585,047	739,101	426,541
Capital Project Funds	1,748,173	3,310,904	2,319,545	3,617,682	3,479,553
Urbana Indoor Aquatic Center Fund	29,488	16,465	9,707	9,795	220
School Facility Occupation Tax	4,627,452	1,289,288	(562,224)	1,434,774	3,605,573
Working Cash Fund	7,045,808	7,045,824	7,045,826	7,045,827	7,046,538
Facilities Sales Tax Project Fund	(31,371)	(11,597)	(6,709)	(1,421)	3,846

EDUCATIONAL FUND EXPENDITURES

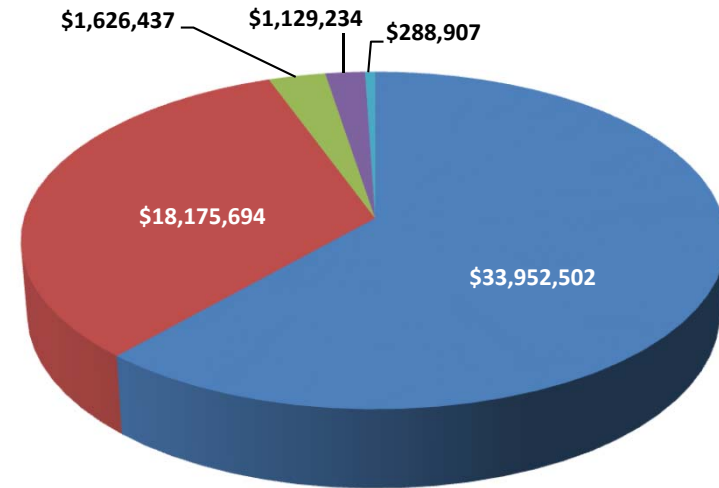


Actual vs. Budget

Actual



Budget



	<u>Actual</u>	<u>Budget</u>	<u>Favorable (Unfavorable)</u>	
Instruction	\$33,930,637	\$33,952,502	\$ 21,865	
Support Services	17,748,154	18,175,694	427,540 (1)	(1) Under budget in other support services and pupil services
Community Services	1,574,538	1,626,437	51,899	
Non-programmed Charges	1,207,256	1,129,234	(78,022)	
Capital Outlay	216,200	288,907	72,707	
Total *	<u>\$54,676,785</u>	<u>\$55,172,774</u>	<u>\$ 495,989</u>	

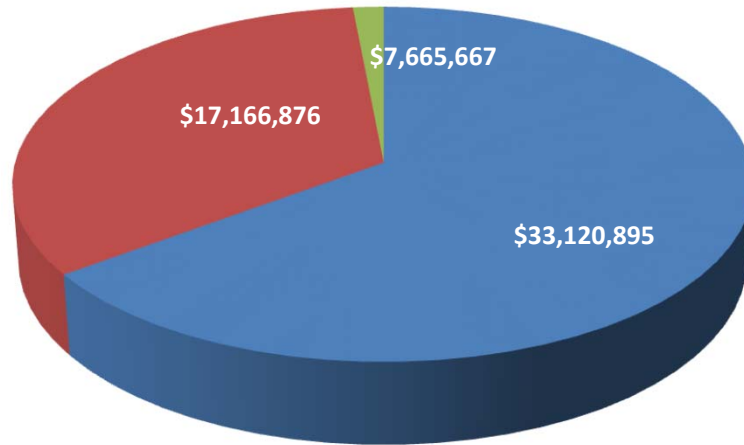
* Does not include on-behalf disbursements

GENERAL & SPECIAL REVENUE FUNDS REVENUE

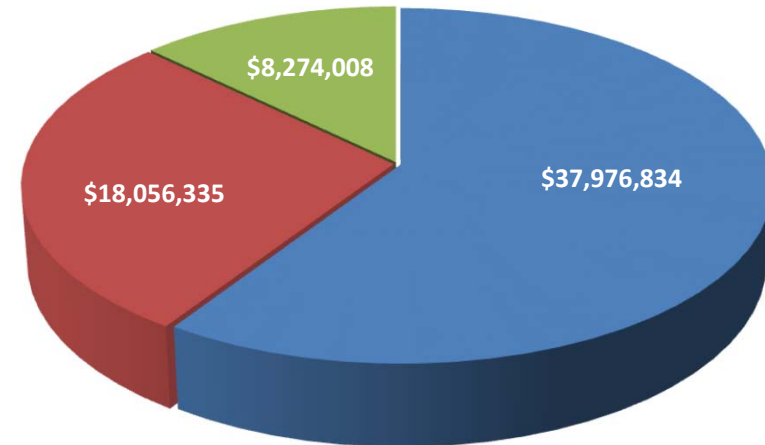


Actual vs. Budget

Actual



Budget

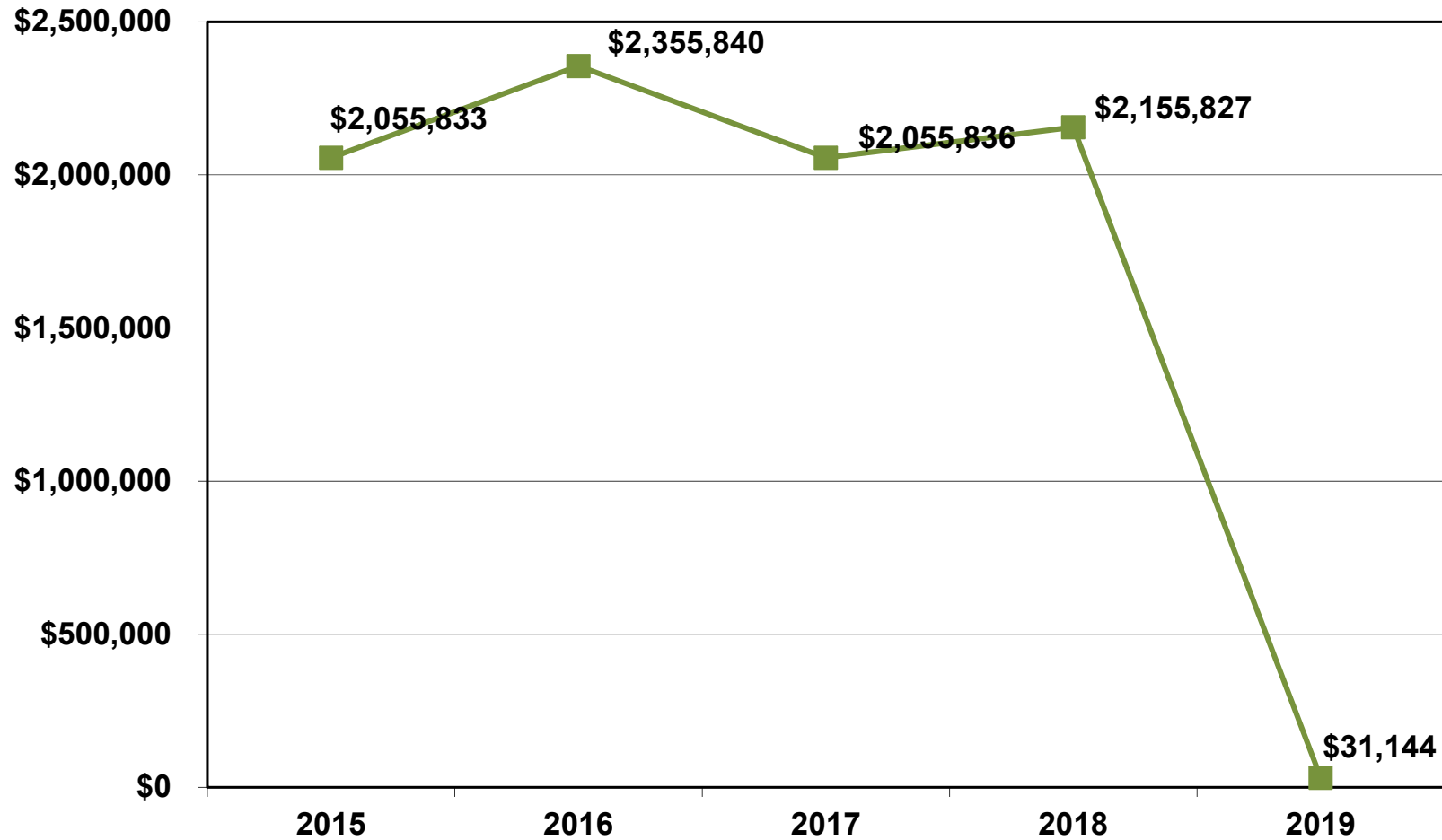


	<u>Actual</u>	<u>Budget</u>	<u>Favorable (Unfavorable)</u>
Local Sources	\$ 33,120,895	\$ 37,976,834	\$ (4,855,939) ⁽¹⁾
State Sources	17,166,876	18,056,335	(889,459) ⁽²⁾
Federal Sources	7,665,667	8,274,008	(608,341) ⁽²⁾
Total	\$ 57,953,438	\$ 64,307,177	\$ (6,353,739)

(1) Local under budget due to timing of when real estate tax payments are received

(2) State and federal under budget due to timing of grant payments

WORKING CASH FUND – CASH BALANCE



THANK YOU

FOR MORE INFORMATION // For a complete list of our offices and subsidiaries, visit bkd.com or contact:

Heather M. Powell, CPA // Managing Director
hpowell@bkd.com // 217.429.2411

