



experience 

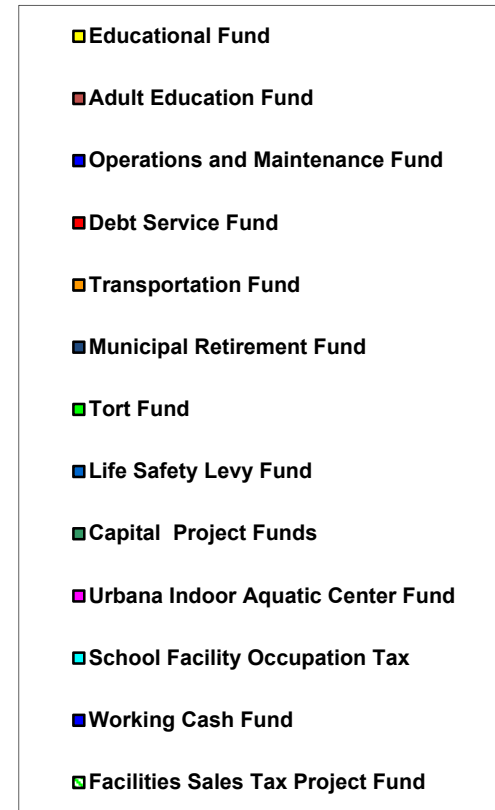
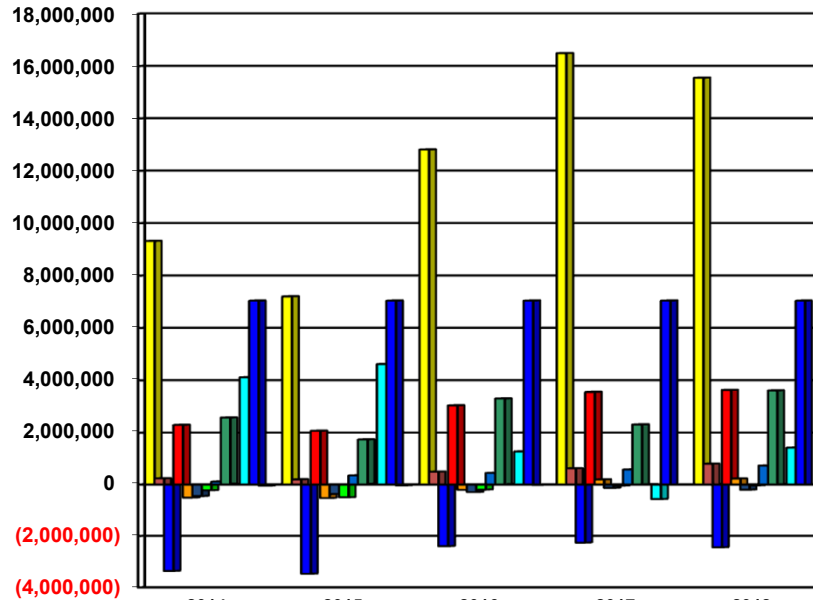


## CPAs & ADVISORS

URBANA SCHOOL DISTRICT

October 18, 2018

# FUND BALANCES

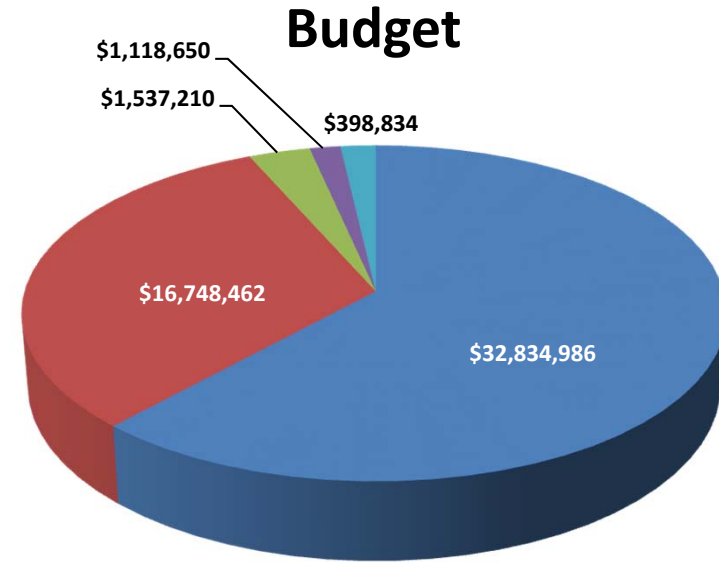
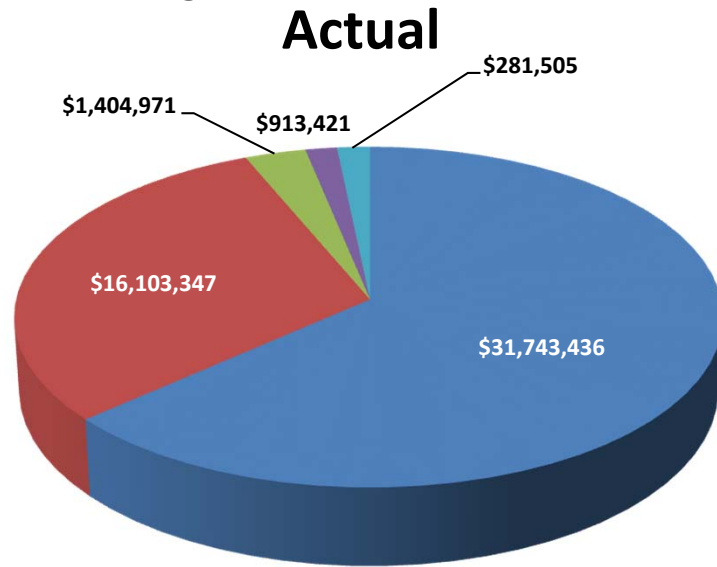


	2014	2015	2016	2017	2018
Educational Fund	9,325,102	7,210,223	12,813,777	16,492,820	15,553,319
Adult Education Fund	243,682	202,894	502,203	635,637	812,106
Operations and Maintenance Fund	(3,357,477)	(3,468,529)	(2,394,021)	(2,258,311)	(2,438,699)
Debt Service Fund	2,302,631	2,077,228	3,049,019	3,561,167	3,637,695
Transportation Fund	(505,657)	(521,734)	(202,487)	200,678	235,793
Municipal Retirement Fund	(445,827)	(364,231)	(291,161)	(128,630)	(198,664)
Tort Fund	(220,530)	(491,609)	(195,233)	(39,297)	(30,130)
Life Safety Levy Fund	116,819	355,537	452,085	585,047	739,101
Capital Project Funds	2,582,817	1,748,173	3,310,904	2,319,545	3,617,682
Urbana Indoor Aquatic Center Fund	37,098	29,488	16,465	9,707	9,795
School Facility Occupation Tax	4,120,821	4,627,452	1,289,288	(562,224)	1,434,774
Working Cash Fund	7,045,791	7,045,808	7,045,824	7,045,826	7,045,827
Facilities Sales Tax Project Fund	(43,628)	(31,371)	(11,597)	(6,709)	(1,421)

# EDUCATIONAL FUND EXPENDITURES



## Actual vs. Budget



	<u>Actual</u>	<u>Budget</u>	<u>Favorable (Unfavorable)</u>	
Instruction	\$31,743,436	\$32,834,986	\$ 1,091,550 <sup>(1)</sup>	(1) Under budget in special program areas
Support Services	16,103,347	16,748,462	645,115 <sup>(2)</sup>	(2) Under budget in other support service
Community Services	1,404,971	1,537,210	132,239	
Non-programmed Charges	913,421	1,118,650	205,229	
Capital Outlay	281,505	398,834	117,329	
<b>Total *</b>	<b><u>\$50,446,680</u></b>	<b><u>\$52,638,142</u></b>	<b><u>\$ 2,191,462</u></b>	

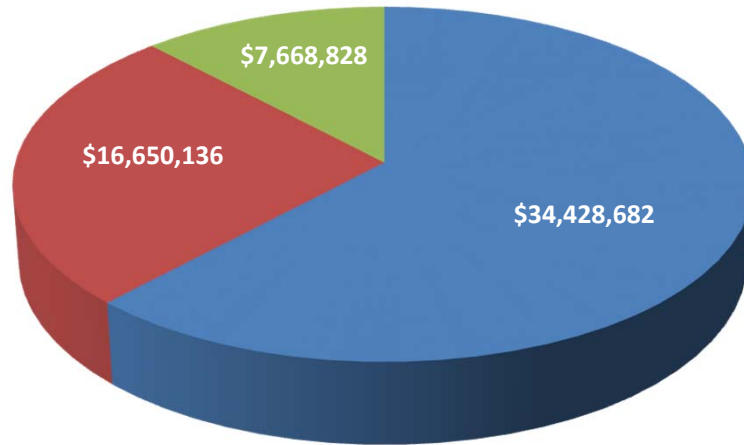
\* Does not include on-behalf disbursements

# GENERAL & SPECIAL REVENUE FUNDS REVENUE

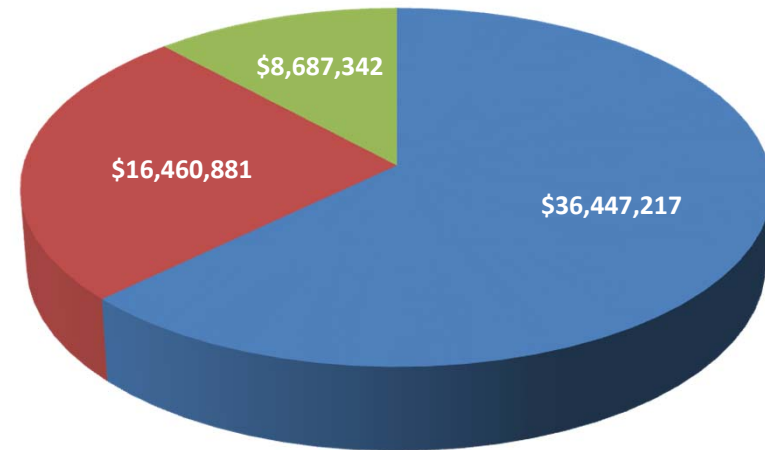


## Actual vs. Budget

### Actual



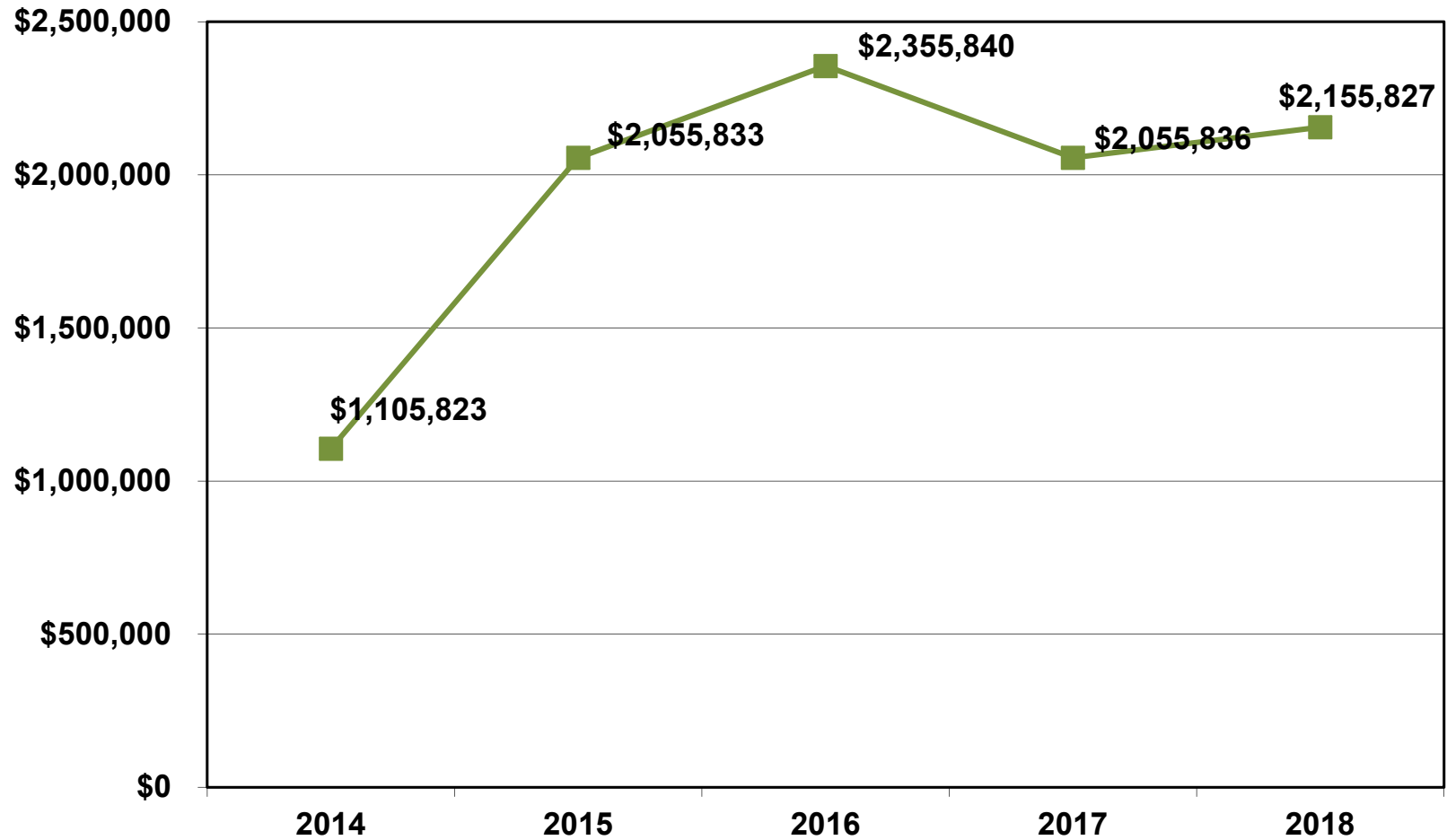
### Budget



	<u>Actual</u>	<u>Budget</u>	<u>Favorable (Unfavorable)</u>
Local Sources	\$ 34,428,682	\$ 36,447,217	\$ (2,018,535) <sup>(1)</sup>
State Sources	16,650,136	16,460,881	189,255
Federal Sources	<u>7,668,828</u>	<u>8,687,342</u>	<u>(1,018,514)</u> <sup>(2)</sup>
<b>Total</b>	<b>\$ 58,747,646</b>	<b>\$ 61,595,440</b>	<b>\$ (2,847,794)</b>

- (1) Local under budget due to timing of when real estate tax payments are received
- (2) Federal under budget due to timing of grant payments

# WORKING CASH FUND – CASH BALANCE



THANK YOU

FOR MORE INFORMATION // For a complete list of our offices and subsidiaries, visit [bkd.com](http://bkd.com) or contact:

Heather M. Powell, CPA // Managing Director  
hpowell@bkd.com // 217.429.2411

