

ACCOUNT STATEMENT

ACCOUNT NUMBER: XXXXXX0664

NOVEMBER 01, 2016 TO NOVEMBER 30, 2016



URBANA SCHOOL DISTRICT #116
ATTN: ELIZABETH WALDEN
PO BOX 3039
URBANA, IL 61803-3039

ACCOUNT NAME: C-U SCHOOLS FDN- MANAGEMENT FUND

ACCOUNT NUMBER: XXXXXX0664

RELATIONSHIP
MANAGER: MELISSA HENDRICKS
217-365-4812
MELISSA.HENDRICKS
@BUSEY.COM

SECONDARY
CONTACT: BETTY OWEN
217-365-4823
BETTY.OWEN@BUSEY.COM

INVESTMENT
OFFICER: AARON SUTTON
217-365-4800
AARON.SUTTON@BUSEY.COM

IMPORTANT INFORMATION

BY NATURE, EMAIL IS NOT A SECURE FORM OF COMMUNICATION; THEREFORE, FOR YOUR PROTECTION, PLEASE DO NOT INCLUDE ANY CONFIDENTIAL INFORMATION WHEN CONTACTING US THROUGH E-MAIL. PLEASE VISIT OUR WEBSITE, BUSEY.COM, AND REFER TO THE INFORMATION SECURITY CENTER IN OUR RESOURCE CENTER FOR ADDITIONAL INFORMATION REGARDING ACCOUNT AND IDENTITY SECURITY. IF YOU NEED TO SEND INFORMATION THROUGH A SECURE SOURCE TO BUSEY, PLEASE CONTACT YOUR WEALTH ADVISOR FOR ADDITIONAL INFORMATION.

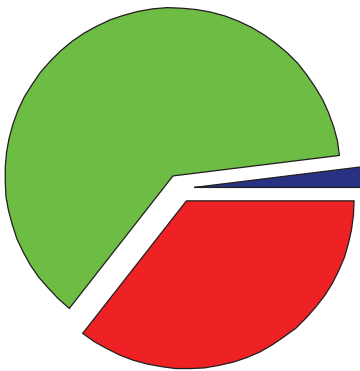
ACCOUNT STATEMENT




PAGE 2

ACCOUNT NUMBER: XXXXXX0664

NOVEMBER 01, 2016 TO NOVEMBER 30, 2016

ASSET ALLOCATION SUMMARY



	MARKET VALUE	PERCENT
 CASH AND EQUIVALENTS	14,661.43	1.8%
 CORE EQUITIES AND SATELLITES	506,728.59	62.6%
 CORE FIXED INCOME	287,811.95	35.6%
Total	809,201.97	100.0%

ACTIVITY SUMMARY

	THIS PERIOD	YEAR TO DATE	REALIZED CAPITAL GAINS / LOSSES	
			THIS PERIOD	YEAR TO DATE
BEGINNING MARKET VALUE	797,347.98	786,383.49		
INVESTMENT INCOME	447.95	4,809.64		
FEES	200.58-	998.75-		
CASH MANAGEMENT	247.37-	3,810.89-		
CHANGE IN MARKET VALUE	11,853.99	22,818.48		
ENDING MARKET VALUE	809,201.97	809,201.97		
			TOTAL GAINS / LOSSES	0.00
				0.00

ACCOUNT STATEMENT

PAGE 3

ACCOUNT NUMBER: XXXXXX0664

NOVEMBER 01, 2016 TO NOVEMBER 30, 2016

PORTFOLIO DETAIL

DESCRIPTION	MARKET VALUE	TAX COST	EST ANNUAL INCOME/ ACCRUED INC	CURRENT YIELD
CASH AND EQUIVALENTS				
GOLDMAN FINANCIAL SQUARE TREASURY SOLUTIONS INSTITUTIONAL CLASS .23%	14,661.43	14,661.43	0.89 0.07	0.01
TOTAL CASH AND EQUIVALENTS	14,661.43	14,661.43	0.89 0.07	0.01

DESCRIPTION	RATING	PAR VALUE	MARKET VALUE	TAX COST	EST ANNUAL INCOME/ ACCRUED INC	YIELD CURRENT/ MATURITY
CORE FIXED INCOME						
FIXED INCOME FUNDS						
VANGUARD SHORT-TERM GOVERNMENT BOND FUND ADMIRAL SHARES		3,578.103	72,492.37	72,760.76	579.65 48.30	0.80
VANGUARD SHORT-TERM CORPORATE ETF		1,003.000	79,658.26	79,423.85	1,679.02	2.11
VANGUARD INTERMEDIATE-TERM CORPORATE BOND ETF		754.000	64,610.26	64,264.91	2,131.56	3.30
VANGUARD INTERMEDIATE-TERM GOVERNMENT BOND FUND ADMIRAL SHARES		3,277.263	71,051.06	73,188.33	1,130.66 94.22	1.59
TOTAL FIXED INCOME FUNDS		SUB-TOTAL	287,811.95	289,637.85	5,520.89 142.52	1.92
TOTAL CORE FIXED INCOME			287,811.95	289,637.85	5,520.89 142.52	1.92

DESCRIPTION	TICKER	SHARES	MARKET VALUE	TAX COST	EST ANNUAL INCOME/ ACCRUED INC	CURRENT YIELD
CORE EQUITIES AND SATELLITES						
LARGE CAP FUNDS						
VANGUARD 500 INDEX ADMIRAL	VFIAX	1,819.619	370,892.94	161,757.36	7,216.61	1.95
TOTAL LARGE CAP FUNDS		SUB-TOTAL	370,892.94	161,757.36	7,216.61 0.00	1.95

ACCOUNT STATEMENT

PAGE 4

ACCOUNT NUMBER: XXXXXX0664

NOVEMBER 01, 2016 TO NOVEMBER 30, 2016

PORTFOLIO DETAIL (CONTINUED)

DESCRIPTION	TICKER	SHARES	MARKET VALUE	TAX COST	EST ANNUAL INCOME/ ACCRUED INC	CURRENT YIELD
SMALL CAP FUNDS						
ISHARES RUSSELL 2000 INDEX	IWM	424.000	55,802.64	36,167.20	757.69	1.36
TOTAL SMALL CAP FUNDS		SUB-TOTAL	55,802.64	36,167.20	757.69 0.00	1.36
INTERNATIONAL EQUITY FUNDS						
VANGUARD FTSE ALL-WORLD EX-US ETF	VEU	1,831.000	80,033.01	89,499.10	2,321.71	2.90
TOTAL INTERNATIONAL EQUITY FUNDS		SUB-TOTAL	80,033.01	89,499.10	2,321.71 0.00	2.90
TOTAL CORE EQUITIES AND SATELLITES			506,728.59	287,423.66	10,296.01 0.00	2.03
GRAND TOTAL ASSETS			809,201.97	591,722.94	15,817.79 142.59	1.95

TRANSACTION DETAIL

DATE	DESCRIPTION	CASH	COST	GAIN / LOSS
	BEGINNING BALANCE	0.00	591,475.57	
	INVESTMENT INCOME			
DIVIDENDS				
11/02/16	DIVIDEND ON 3,578.103 SHS VANGUARD SHORT-TERM GOVERNMENT BOND FUND ADMIRAL SHARES AT .013 PER SHARE PAYABLE 11/01/2016 EX DATE 10/31/2016	46.52		

ACCOUNT STATEMENT

PAGE 5

ACCOUNT NUMBER: XXXXXX0664

NOVEMBER 01, 2016 TO NOVEMBER 30, 2016

TRANSACTION DETAIL (CONTINUED)

DATE	DESCRIPTION	CASH	COST	GAIN / LOSS
11/02/16	DIVIDEND ON 3,277.263 SHS VANGUARD INTERMEDIATE-TERM GOVERNMENT BOND FUND ADMIRAL SHARES AT .026 PER SHARE PAYABLE 11/01/2016 EX DATE 10/31/2016	85.21		
11/07/16	DIVIDEND ON 1,003 SHS VANGUARD SHORT-TERM CORPORATE ETF AT .137 PER SHARE PAYABLE 11/07/2016 EX DATE 11/01/2016	137.41		
11/07/16	DIVIDEND ON 754 SHS VANGUARD INTERMEDIATE-TERM CORPORATE BOND ETF AT .234 PER SHARE PAYABLE 11/07/2016 EX DATE 11/01/2016	176.44		
TOTAL DIVIDENDS		445.58	0.00	0.00
INTEREST - TAXABLE				
11/01/16	INTEREST ON GOLDMAN FINANCIAL SQUARE TREASURY SOLUTIONS INSTITUTIONAL CLASS .23% PAYABLE 11/01/2016	2.37		
TOTAL INTEREST - TAXABLE		2.37	0.00	0.00
TOTAL INVESTMENT INCOME		447.95	0.00	0.00
FEES				
11/16/16	FEE TO BUSEY TRUST COMPANY FOR THE PERIOD ENDING 10/31/2016	200.58-		
TOTAL FEES		200.58-	0.00	0.00

ACCOUNT STATEMENT

PAGE 6

ACCOUNT NUMBER: XXXXXX0664

NOVEMBER 01, 2016 TO NOVEMBER 30, 2016

TRANSACTION DETAIL (CONTINUED)

DATE	DESCRIPTION	CASH	COST	GAIN / LOSS
	CASH MANAGEMENT			
	NET CASH MANAGEMENT	247.37-	247.37	
	TOTAL CASH MANAGEMENT	247.37-	247.37	0.00
	ENDING BALANCE	0.00	591,722.94	0.00

ACCOUNT STATEMENT

PAGE 7

ACCOUNT NUMBER: XXXXXX0664

NOVEMBER 01, 2016 TO NOVEMBER 30, 2016

DISCLOSURES

THIS STATEMENT WAS PREPARED TO PROVIDE YOU WITH A DETAILED RECORD OF INFORMATION FOR THE PERIOD COVERED BY THIS REPORT. THE INCOME FIGURES PRESENTED ARE PRELIMINARY AND APPROXIMATE AND SHOULD NOT BE USED FOR TAX PREPARATION. ESTIMATED ANNUAL INCOME MAY DIFFER FROM ACTUAL INCOME RECEIVED.

PURCHASE AND SALE TRANSACTIONS REPRESENTED ON THIS STATEMENT ARE REPORTED BASED ON SETTLEMENT DATE. THE GAIN/LOSS FIGURES SHOULD NOT BE USED FOR TAX PREPARATION.

ASSETS FOR WHICH BUSEY WEALTH MANAGEMENT HAS LIMITED OR NO RESPONSIBILITY:

THIS STATEMENT MAY INCLUDE ASSETS THAT ARE NOT HELD AND NOT MANAGED BY BUSEY WEALTH MANAGEMENT. ASSETS THAT ARE NOT HELD AND NOT MANAGED BY BUSEY WEALTH MANAGEMENT ARE LISTED SOLELY FOR THE CONVENIENCE OF OUR CLIENT. BUSEY WEALTH MANAGEMENT HAS NO RESPONSIBILITY TO MANAGE, MAINTAIN, SAFEKEEP, MONITOR, OR VALUE SUCH ASSETS.

REAL PROPERTY, CLOSELY HELD BUSINESS, AND OIL, GAS, AND MINERAL INTERESTS:

MARKET VALUES FOR ANY REAL PROPERTY, CLOSELY HELD BUSINESS INVESTMENTS, AND OIL, GAS, AND MINERAL INTERESTS ARE AN APPROXIMATION BASED ON PERIODIC APPRAISALS, ASSESSMENTS, OR COMMON PRACTICES FOR THESE TYPES OF ASSETS. SUCH VALUES ARE UPDATED AT INTERVALS SET IN ACCORDANCE WITH OUR PROCEDURES AND MAY DIFFER FROM A VALUE DERIVED TODAY BY THE SAME METHOD. THESE VALUES SHOULD NOT BE USED OR RELIED ON FOR TRANSACTIONAL, TAX OR ANY PURPOSES OTHER THAN GENERAL INFORMATION.

ASSET BASED FEES ARE CALCULATED USING AN AVERAGE OF DAILY ACCOUNT VALUES FOR THE PERIOD

UPON WRITTEN REQUEST, BUSEY WEALTH MANAGEMENT WILL PROVIDE DETAILED INFORMATION WITH REGARD TO EXECUTED SECURITY TRANSACTIONS. THE DOCUMENTATION WILL INCLUDE THE TIME OF EXECUTION, THE EXECUTION PRICE, NUMBER OF SHARES OR UNITS TRANSACTED, THE NAME OF THE BROKER AND FEES PAID IN CONNECTION WITH THE TRANSACTION.

IT WILL BE THE GENERAL PRACTICE OF BUSEY WEALTH MANAGEMENT TO USE A METHOD THAT MAXIMIZES LONG TERM CAPITAL LOSSES AS THE BASIS FOR DETERMINING THE PARTICULAR LOT SOLD OR TRANSFERRED WHEN MULTIPLE TAX LOTS ARE HELD.

IRS REGULATIONS REQUIRE THE REPORTING OF ADJUSTED COST BASIS FOR SALES OF COVERED FIXED INCOME SECURITIES PURCHASED AFTER 1/1/2014. UNLESS NOTIFIED OTHERWISE, BUSEY WEALTH MANAGEMENT WILL CONTINUE TO AMORTIZE BOND PREMIUMS, ACCRETE BOND DISCOUNTS, AND ADJUST COST BASIS ACCORDINGLY.

FUNC	2016-17	2016-17	2016-17	2015-16	2015-16	2015-16	2014-15	2014-15	2014-15
	Revised Budget	FYTD Activity	FYTD %	Revised Budget	FYTD Activity	FYTD %	Revised Budget	FYTD Activity	FYTD %
10	EDUCATION								
REVENUE FROM LOCAL SOURCES	26,779,089.00	12,283,477.39	45.87	30,991,701.00	16,580,256.06	53.50	26,361,052.00	11,805,830.90	44.79
REVENUE FROM STATE SOURCES	10,885,097.00	2,583,316.23	23.73	10,308,912.00	3,282,279.15	31.84	8,819,010.00	2,210,554.57	25.07
REVENUE FROM FEDERAL SOURCES	2,313,500.00	743,266.17	32.13	2,017,000.00	640,516.26	31.76	1,647,500.00	599,305.58	36.38
OTHER FINANCING SOURCES	4,000.00	0.00	0.00	2,000.00	0.00	0.00	11,000.00	0.00	0.00
EDUCATION	39,981,686.00	15,610,059.79	39.04	43,319,613.00	20,503,051.47	47.33	36,838,562.00	14,615,691.05	39.67
13	SPECIAL ED								
REVENUE FROM LOCAL SOURCES	0.00	0.00	0.00	0.00	0.00	0.00	300.00	0.00	0.00
REVENUE FROM FEDERAL SOURCES	445,000.00	139,350.62	31.31	465,000.00	258,365.22	55.56	529,291.00	202,213.84	38.20
SPECIAL ED	445,000.00	139,350.62	31.31	465,000.00	258,365.22	55.56	529,591.00	202,213.84	38.18
15	GRANT								
REVENUE FROM LOCAL SOURCES	1,135,184.00	494,183.39	43.53	1,265,500.00	389,535.38	30.78	1,067,669.00	561,595.82	52.60
REVENUE FROM STATE SOURCES	4,076,053.00	12,445.00	0.31	3,894,323.00	1,809,408.93	46.46	3,529,173.00	1,610,270.75	45.63
REVENUE FROM FEDERAL SOURCES	4,841,341.00	1,171,685.00	24.20	4,581,558.00	1,334,011.00	29.12	3,885,575.00	1,921,013.12	49.44
GRANT	10,052,578.00	1,678,313.39	16.70	9,741,381.00	3,532,955.31	36.27	8,482,417.00	4,092,879.69	48.25
20	OPERATIONS & MAINTENANCE								
REVENUE FROM LOCAL SOURCES	3,727,479.00	1,793,616.35	48.12	4,343,299.00	2,351,082.84	54.13	3,601,262.00	1,649,224.78	45.80
OTHER FINANCING SOURCES	232,350.00	0.00	0.00	0.00	0.00	0.00	0.00	0.00	0.00
REVENUE FROM LOCAL SOURCES	2,000.00	537.50	26.88	2,000.00	0.00	0.00	0.00	0.00	0.00
OPERATIONS & MAINTENANCE	3,961,829.00	1,794,153.85	45.29	4,345,299.00	2,351,082.84	54.11	3,601,262.00	1,649,224.78	45.80

FUNC	2016-17	2016-17	2016-17	2015-16	2015-16	2015-16	2014-15	2014-15	2014-15
	Revised Budget	FYTD Activity	FYTD %	Revised Budget	FYTD Activity	FYTD %	Revised Budget	FYTD Activity	FYTD %
30	DEBT SERVICE								
REVENUE FROM LOCAL SOURCES	4,452,472.00	2,108,391.36	47.35	5,225,771.00	2,873,057.51	54.98	4,690,821.00	2,339,320.75	49.87
REVENUE FROM FEDERAL SOURCES	586,155.00	0.00	0.00	589,233.00	0.00	0.00	585,254.00	0.00	0.00
OTHER FINANCING SOURCES	2,484,662.00	0.00	0.00	2,442,440.00	0.00	0.00	2,407,264.00	20,476.50	0.85
DEBT SERVICE	7,523,289.00	2,108,391.36	28.02	8,257,444.00	2,873,057.51	34.79	7,683,339.00	2,359,797.25	30.71
=====									
40	TRANSPORTATION								
REVENUE FROM LOCAL SOURCES	1,377,927.00	658,875.73	47.82	1,472,726.00	714,610.55	48.52	1,081,478.00	493,784.50	45.66
REVENUE FROM STATE SOURCES	847,288.00	43,911.00	5.18	786,630.00	209,069.73	26.58	811,350.00	50,284.00	6.20
REVENUE FROM FEDERAL SOURCES	70,361.00	0.00	0.00	60,361.00	0.00	0.00	20,000.00	0.00	0.00
TRANSPORTATION	2,295,576.00	702,786.73	30.61	2,319,717.00	923,680.28	39.82	1,912,828.00	544,068.50	28.44
=====									
50	IMRF								
REVENUE FROM LOCAL SOURCES	1,352,635.00	643,158.01	47.55	1,305,010.00	692,947.12	53.10	1,047,219.00	483,488.98	46.17
IMRF	1,352,635.00	643,158.01	47.55	1,305,010.00	692,947.12	53.10	1,047,219.00	483,488.98	46.17
=====									
60	WORKING CASH								
REVENUE FROM LOCAL SOURCES	5,000.00	1,596.72	31.93	0.00	37.38	0.00	0.00	69.52	0.00
REVENUE FROM LOCAL SOURCES	0.00	7.05	0.00	0.00	22.72	0.00	0.00	28.91	0.00
WORKING CASH	5,000.00	1,603.77	32.08	0.00	60.10	0.00	0.00	98.43	0.00
=====									

FUNC	2016-17	2016-17	2016-17	2015-16	2015-16	2015-16	2014-15	2014-15	2014-15	
	Revised Budget	FYTD Activity	FYTD %	Revised Budget	FYTD Activity	FYTD %	Revised Budget	FYTD Activity	FYTD %	
63	URBANA INDOOR AQUATIC CENTER									
REVENUE FROM LOCAL SOURCES	0.00	7.95	0.00	0.00	13.25	0.00	0.00	13.25	0.00	
URBANA INDOOR AQUATIC CENTER	0.00	7.95	0.00	0.00	13.25	0.00	0.00	13.25	0.00	
=====										
65	FACILITY SALES TAX									
REVENUE FROM LOCAL SOURCES	3,303,000.00	1,082,670.43	32.78	3,400,000.00	1,086,931.19	31.97	3,200,000.00	1,113,398.36	34.79	
FACILITY SALES TAX	3,303,000.00	1,082,670.43	32.78	3,400,000.00	1,086,931.19	31.97	3,200,000.00	1,113,398.36	34.79	
=====										
66	SALES TAX PROJECTS									
REVENUE FROM LOCAL SOURCES	7,500.00	11.89	0.16	7,500.00	2,510.92	33.48	0.00	5.17	0.00	
SALES TAX PROJECTS	7,500.00	11.89	0.16	7,500.00	2,510.92	33.48	0.00	5.17	0.00	
=====										
70	WORKING CASH									
REVENUE FROM LOCAL SOURCES	3,428.00	744.20	21.71	1,922.00	993.74	51.70	5,935.00	396.64	6.68	
WORKING CASH	3,428.00	744.20	21.71	1,922.00	993.74	51.70	5,935.00	396.64	6.68	
=====										
80	TORT									
REVENUE FROM LOCAL SOURCES	694,042.00	324,129.59	46.70	806,120.00	445,013.32	55.20	666,878.00	310,259.97	46.52	
TORT	694,042.00	324,129.59	46.70	806,120.00	445,013.32	55.20	666,878.00	310,259.97	46.52	
=====										

FUNC	2016-17			2015-16			2014-15		
	Revised Budget	FYTD Activity	FYTD %	Revised Budget	FYTD Activity	FYTD %	Revised Budget	FYTD Activity	FYTD %
90 L/S LEVY									
REVENUE FROM LOCAL SOURCES	307,490.00	144,169.86	46.89	359,677.00	197,172.07	54.82	307,474.00	143,608.62	46.71
L/S LEVY	307,490.00	144,169.86	46.89	359,677.00	197,172.07	54.82	307,474.00	143,608.62	46.71
Grand Revenue Totals	69,933,053.00	24,229,551.44	34.65	74,328,683.00	32,867,834.34	44.22	64,275,505.00	25,515,144.53	39.70

Number of Accounts: 181

***** End of report *****

OBJ	2016-17			2015-16			2014-15		
	Revised Budget	FYTD Activity	FYTD %	Revised Budget	FYTD Activity	FYTD %	Revised Budget	FYTD Activity	FYTD %
10	EDUCATION								
SALARIES	29,596,409.00	8,345,434.55	28.20	28,637,732.00	8,126,378.80	28.38	28,267,109.20	8,012,103.72	28.34
EMPLOYEE BENEFITS	3,707,024.00	1,022,895.09	27.59	3,247,974.00	925,536.10	28.50	3,218,821.00	981,342.15	30.49
PURCHASED SERVICES	2,668,692.00	821,344.86	30.78	2,569,555.00	860,327.74	33.48	2,388,258.00	765,871.10	32.07
SUPPLIES AND MATERIALS	1,919,382.00	751,230.39	39.14	1,972,778.00	710,090.55	35.99	1,819,470.20	683,667.15	37.58
CAPITAL OUTLAY	248,900.00	122,125.01	49.07	326,562.00	119,222.79	36.51	277,142.60	69,723.37	25.16
OTHER OBJECTS	2,162,664.00	687,196.59	31.78	2,204,203.00	571,292.88	25.92	2,089,865.00	715,802.08	34.25
EDUCATION	40,303,071.00	11,750,226.49	29.15	38,958,804.00	11,312,848.86	29.04	38,060,666.00	11,228,509.57	29.50
=====									
13	SPECIAL ED								
PURCHASED SERVICES	21,000.00	6,903.81	32.88	20,000.00	12,985.66	64.93	33,000.00	10,385.45	31.47
OTHER OBJECTS	335,000.00	112,655.06	33.63	335,000.00	46,629.16	13.92	335,000.00	133,400.35	39.82
SPECIAL ED	356,000.00	119,558.87	33.58	355,000.00	59,614.82	16.79	368,000.00	143,785.80	39.07
=====									
15	GRANT								
SALARIES	5,375,649.00	1,571,563.32	29.23	5,212,977.00	1,594,838.45	30.59	4,757,814.00	1,401,419.90	29.46
EMPLOYEE BENEFITS	1,548,489.00	309,414.64	19.98	1,587,418.00	386,117.28	24.32	1,462,167.00	311,990.87	21.34
PURCHASED SERVICES	1,563,836.00	420,674.33	26.90	1,424,558.00	368,258.60	25.85	1,334,113.00	249,152.69	18.68
SUPPLIES AND MATERIALS	1,214,727.00	514,649.91	42.37	1,012,822.00	286,705.47	28.31	595,591.00	95,171.67	15.98
CAPITAL OUTLAY	264,771.00	101,219.21	38.23	409,261.00	16,587.76	4.05	573,200.00	422,821.48	73.77
OTHER OBJECTS	0.00	269.00	0.00	0.00	0.00	0.00	7,000.00	249.00	3.56
GRANT	9,967,472.00	2,917,790.41	29.27	9,647,036.00	2,652,507.56	27.50	8,729,885.00	2,480,805.61	28.42
=====									
20	OPERATIONS & MAINTENANCE								
SALARIES	1,257,232.00	537,355.09	42.74	1,278,941.00	560,980.89	43.86	1,290,928.00	523,167.04	40.53
EMPLOYEE BENEFITS	146,117.00	63,702.96	43.60	130,575.00	58,467.87	44.78	131,899.00	57,300.00	43.44
PURCHASED SERVICES	1,717,083.00	839,184.09	48.87	1,646,564.00	699,627.75	42.49	1,660,366.00	630,302.48	37.96

OBJ	2016-17 Revised Budget	2016-17 FYTD Activity	2016-17 FYTD %	2015-16 Revised Budget	2015-16 FYTD Activity	2015-16 FYTD %	2014-15 Revised Budget	2014-15 FYTD Activity	2014-15 FYTD %
20	OPERATIONS & MAINTENANCE								
SUPPLIES AND MATERIALS	293,900.00	141,326.10	48.09	273,925.00	101,025.62	36.88	323,075.00	99,720.08	30.87
CAPITAL OUTLAY	497,800.00	304,744.25	61.22	238,800.00	93,190.15	39.02	359,800.00	223,928.76	62.24
OTHER OBJECTS	68,700.00	12,678.06	18.45	65,680.00	12,825.28	19.53	59,850.00	12,657.46	21.15
OPERATIONS & MAINTENANCE	3,980,832.00	1,898,990.55	47.70	3,634,485.00	1,526,117.56	41.99	3,825,918.00	1,547,075.82	40.44
=====									
30	DEBT SERVICE								
OTHER OBJECTS	7,536,999.00	0.00	0.00	7,433,790.00	0.00	0.00	7,591,685.00	20,476.50	0.27
TRANSFERS	1,000.00	0.00	0.00	1,000.00	0.00	0.00	6,000.00	0.00	0.00
DEBT SERVICE	7,537,999.00	0.00	0.00	7,434,790.00	0.00	0.00	7,597,685.00	20,476.50	0.27
=====									
40	TRANSPORTATION								
SALARIES	10,000.00	2,795.65	27.96	10,000.00	2,385.59	23.86	9,800.00	1,523.33	15.54
EMPLOYEE BENEFITS	1,200.00	17.78	1.48	1,200.00	0.00	0.00	1,100.00	0.00	0.00
PURCHASED SERVICES	2,066,341.00	371,080.46	17.96	2,030,299.00	630,803.12	31.07	1,919,350.00	-14,688.10	-0.77
OTHER OBJECTS	9,136.00	0.00	0.00	14,188.00	0.00	0.00	14,271.00	0.00	0.00
TRANSPORTATION	2,086,677.00	373,893.89	17.92	2,055,687.00	633,188.71	30.80	1,944,521.00	-13,164.77	-0.68
=====									
50	IMRF								
EMPLOYEE BENEFITS	1,346,161.00	592,244.12	44.00	1,312,524.00	597,133.67	45.50	1,243,418.00	567,950.30	45.68
OTHER OBJECTS	12,435.00	0.00	0.00	12,471.00	0.00	0.00	12,530.00	0.00	0.00
IMRF	1,358,596.00	592,244.12	43.59	1,324,995.00	597,133.67	45.07	1,255,948.00	567,950.30	45.22
=====									

OBJ	2016-17 Revised Budget	2016-17 FYTD Activity	2016-17 FYTD %	2015-16 Revised Budget	2015-16 FYTD Activity	2015-16 FYTD %	2014-15 Revised Budget	2014-15 FYTD Activity	2014-15 FYTD %
60	WORKING CASH								
SALARIES	0.00	0.00	0.00	0.00	0.00	0.00	0.00	600.00	0.00
PURCHASED SERVICES	0.00	16,665.70	0.00	0.00	350.00	0.00	0.00	20,847.50	0.00
SUPPLIES AND MATERIALS	0.00	16,056.75	0.00	2,055.00	1,465.00	71.29	5,835.00	0.00	0.00
CAPITAL OUTLAY	505,483.00	294,714.50	58.30	1,348,210.00	1,113,101.66	82.56	2,255,575.00	668,233.79	29.63
OTHER OBJECTS	232,350.00	0.00	0.00	0.00	0.00	0.00	0.00	0.00	0.00
WORKING CASH	737,833.00	327,436.95	44.38	1,350,265.00	1,114,916.66	82.57	2,261,410.00	689,681.29	30.50
63	URBANA INDOOR AQUATIC CENTER								
CAPITAL OUTLAY	5,000.00	0.00	0.00	5,000.00	0.00	0.00	5,000.00	0.00	0.00
URBANA INDOOR AQUATIC CENTER	5,000.00	0.00	0.00	5,000.00	0.00	0.00	5,000.00	0.00	0.00
65	FACILITY SALES TAX								
PURCHASED SERVICES	80,031.00	173,084.23	216.27	0.00	66,595.67	0.00	225,000.00	0.00	0.00
CAPITAL OUTLAY	1,308,201.00	1,000,395.58	76.47	5,822,912.00	2,737,662.15	47.02	0.00	0.00	0.00
OTHER OBJECTS	2,291,403.00	0.00	0.00	2,254,633.00	0.00	0.00	2,225,311.00	0.00	0.00
FACILITY SALES TAX	3,679,635.00	1,173,479.81	31.89	8,077,545.00	2,804,257.82	34.72	2,450,311.00	0.00	0.00
70	WORKING CASH								
OTHER OBJECTS	9.00	0.00	0.00	9.00	0.00	0.00	9.00	0.00	0.00
TRANSFERS	1,000.00	0.00	0.00	1,000.00	0.00	0.00	5,000.00	0.00	0.00
WORKING CASH	1,009.00	0.00	0.00	1,009.00	0.00	0.00	5,009.00	0.00	0.00

OBJ	2016-17			2015-16			2014-15		
	Revised Budget	FYTD Activity	FYTD %	Revised Budget	FYTD Activity	FYTD %	Revised Budget	FYTD Activity	FYTD %
80	TORT								
PURCHASED SERVICES	566,878.00	324,881.17	57.31	575,684.00	363,242.21	63.10	658,815.00	331,272.16	50.28
CAPITAL OUTLAY	102,000.00	369.10	0.36	102,000.00	-19,581.94	-19.20	102,000.00	136,833.63	134.15
OTHER OBJECTS	6,131.00	0.00	0.00	6,148.00	0.00	0.00	6,177.00	0.00	0.00
TORT	675,009.00	325,250.27	48.18	683,832.00	343,660.27	50.26	766,992.00	468,105.79	61.03
=====									
90	L/S LEVY								
PURCHASED SERVICES	0.00	0.00	0.00	20,000.00	0.00	0.00	20,000.00	18,632.03	93.16
CAPITAL OUTLAY	0.00	1,306.80	0.00	325,989.00	206,503.35	63.35	0.00	0.00	0.00
OTHER OBJECTS	4,568.00	0.00	0.00	4,582.00	0.00	0.00	4,603.00	0.00	0.00
L/S LEVY	4,568.00	1,306.80	28.61	350,571.00	206,503.35	58.90	24,603.00	18,632.03	75.73
=====									
Grand Expense Totals	70,693,701.00	19,480,178.16	27.56	73,879,019.00	21,250,749.28	28.76	67,295,948.00	17,151,857.94	25.49

Number of Accounts: 3221

***** End of report *****

FDTLOC	FUNC	OBJ	SJ	Account Level Description	Beginning Balance	2016-17 FY Credits	2016-17 FY Debits	Ending Balance
96A000	1010	0000	00	000000				
96A000	1011	0000	00	000000				
96A000	1012	0000	00	000000	Trust Fund Cash	234,501.72	48,909.07	255,630.15
96A000	1025	0000	00	000000	NORRIS BROOKENS SAVINGS ACCT	2,068.12	6.07	2,074.19
96A000	1025	0000	00	001615	DISCRETIONARY TRUST SAVINGS	8,496.66	0.21	8,496.87
96A000	1025	0000	00	001620	LAWRENCE TRUST-CU SCHOOLS FDN	786,383.49		786,383.49
96A000	1025	0000	00	001625	MARY BLACKWELL TRUST SAVINGS	1,903.23	0.42	1,903.65
96A000	1025	0000	00	001917	SHAFFER TRUST SAVINGS	970.19	0.03	970.22
96A000	1025	0000	00	241907	AMAZON BOOK SALES-TEACHER CTR	745.06	23,095.56	23,047.78
96A000	1025	0000	00	521972	KING ACTIVITY FUND CHECKING			
96A000	1800	0000	00	001615	TRUST CD	4,000.00		4,000.00
96A000	1800	0000	00	001625	MARY BLACKWELL TRUST CD	1,500.00		1,500.00
96A000	1800	0000	00	001918	NORRIS BROOKENS TRUST CD	3,000.00		3,000.00
96A000	1800	0000	00	591822	BRAUN MEMORIAL SCHOLARSHIP CD	12,181.00		12,181.00
96A000	1800	0000	00	591980	JOSH GOTTHEIL MEMORIAL CD	1,900.00		1,900.00
96L000	4010	0000	00	000000	ENCUMBRANCE PY			
96L000	4020	0000	00	000000	ACCOUNTS PAYABLE		23,299.59	23,299.59
96L000	4990	0000	00	001602	AUDITORIUM HS	-2,457.66		-2,457.66
96L000	4990	0000	00	001615	DISCRETIONARY TRUST	-9,551.85	23,000.21	23,000.00
96L000	4990	0000	00	001620	LAWRENCE FAMILY SCHOLARSHIPS	-786,383.49		-786,383.49
96L000	4990	0000	00	001625	MARY BLACKWELL MEMORIAL TRUST	-3,403.23	0.42	-3,403.65
96L000	4990	0000	00	001701	AIMSS	-0.08		-0.08
96L000	4990	0000	00	001711	UMS ACTIVITY PURCHASES			
96L000	4990	0000	00	001713	LEAGUE LOCKER EQUIPMENT	-5,190.56		-5,190.56
96L000	4990	0000	00	001716	ROTARY PROMOTE LITERACY	-53.28		-53.28
96L000	4990	0000	00	001718	COAT DRIVE (WARM CLOTHES)	-704.81		-704.81
96L000	4990	0000	00	001720	LYMAN B LARSON SCHOLARSHIP	-37.04		-37.04
96L000	4990	0000	00	001727	HS ACTIVITY FUND	9,044.60		9,044.60
96L000	4990	0000	00	001731	CARL SMITH MEMORIAL	-643.60		-643.60
96L000	4990	0000	00	001741	LEAGUE LOCKER FINE ARTS	-216.29		-216.29
96L000	4990	0000	00	001744	GEORGE GLADDING MEMORIAL	-125.06		-125.06
96L000	4990	0000	00	001746	ILLINOIS POWER GRANTS	-146.96		-146.96
96L000	4990	0000	00	001747	C-U SCHLS TEACHLINK MINI-GRANT	-96.13		-96.13
96L000	4990	0000	00	001749	DUCKEY BLACK MEMORIAL	-399.81		-399.81
96L000	4990	0000	00	001750	C-U FOUNDATION GRANTS	-5,136.57		-5,136.57
96L000	4990	0000	00	001751	TAYLOR THOMAS MEMORIAL	-4,116.23		-4,116.23
96L000	4990	0000	00	001756	TOYOTA NTNLS SCIENCE TEACHERS	-14.01		-14.01
96L000	4990	0000	00	001757	TASHAWN WARREN TRUST FUND	-605.54		605.54
96L000	4990	0000	00	001760	CENTRAL OFFICE JOYS/CONCERNS	-127.83		55.59
96L000	4990	0000	00	001761	DRAMA CLUB DONATIONS	734.62		734.62
96L000	4990	0000	00	001766	EXECUTIVE INTERNSHIP	-271.75		-271.75
96L000	4990	0000	00	001769	VIDONI/VAN DYKE EDCTNL GRANT			
96L000	4990	0000	00	001780	STAN RAHN MEMORIAL	-91.04		-91.04
96L000	4990	0000	00	001781	LUI FAMILY TRUST TP SCHOOL	-254.12		-254.12
96L000	4990	0000	00	001782	MICHAEL POLLOCK HISTORY SCHOLA	-5,025.00		-5,025.00
96L000	4990	0000	00	001784	U OF I CHANCELLAR(SHELLENBURG)	-136.55		-136.55
96L000	4990	0000	00	001789	SANKOFA	-109.72		-109.72
96L000	4990	0000	00	001805	FINE ARTS	-2,407.47	1,495.46	754.31
96L000	4990	0000	00	001855	MUSIC TO GROW ON	-2,995.09		-2,995.09
96L000	4990	0000	00	001875	ACCELERATED READING PROGRAM	-605.53		-605.53
96L000	4990	0000	00	001878	ZAP THE CAPS	-126.76		-126.76
96L000	4990	0000	00	001879	USD LEE CHERAMY MEMORIAL FUND	-279.14		-279.14
96L000	4990	0000	00	001881	KRAFT GRANT YR AND PR	-8.63		-8.63
96L000	4990	0000	00	001890	ILL POWER BRIGHT IDEAS	-109.36		-109.36
96L000	4990	0000	00	001895	ELEMENTARY BAND TRUST	298.45		298.45
96L000	4990	0000	00	001898	LATINO SCHOLARSHIP	-550.18		-550.18
96L000	4990	0000	00	001901	CO POP/VENDING	-1,269.22	704.57	475.04

FDTLOC	FUNC	OBJ	SJ	Account Level Description	Beginning Balance	2016-17 FY Credits	2016-17 FY Debits	Ending Balance
96L000	4990	0000	00	001903 TREE FUND	-96.05			-96.05
96L000	4990	0000	00	001904 TRUST FUND CHECKING & SAVINGS				
96L000	4990	0000	00	001905 TRUST FUND INTEREST	-2,566.71	91.62		-2,658.33
96L000	4990	0000	00	001912 SUPERINTENDENT SCHOLARSHIP	-100.00			-100.00
96L000	4990	0000	00	001913 PTA PTSA CULTURAL ARTS	-226.39			-226.39
96L000	4990	0000	00	001916 CO CELEBRATIONS	-818.07		40.79	-777.28
96L000	4990	0000	00	001917 SHAFFER TRUST	-970.19	0.03		-970.22
96L000	4990	0000	00	001918 NORRIS BROOKENS TRUST	-4,868.12	6.07		-4,874.19
96L000	4990	0000	00	001994 FINE ARTS CITY OF URBANA	12.42			12.42
96L000	4990	0000	00	001995 OPERATION COOL	-0.56			-0.56
96L000	4990	0000	00	007890 SANKOFA FUNDS				
96L000	4990	0000	00	050000				
96L000	4990	0000	00	121771 WILCOX FUND	347.18	4,491.35	5,131.22	5,098.06
96L000	4990	0000	00	121775 SPEC ED GRANT	-2,095.09			-2,095.09
96L000	4990	0000	00	121783 SPEC ED PYRAMID CONSULTANTS	212.70			212.70
96L000	4990	0000	00	121791 PROJECT SPECS	-203.02			-203.02
96L000	4990	0000	00	121794 ASPIRES	-880.16			-880.16
96L000	4990	0000	00	121838 CU EARLY	-3,299.96			-3,299.96
96L000	4990	0000	00	121839 MODICA GRANT ILL STATE COUNCIL				
96L000	4990	0000	00	121840 SPEC ED ASSIST	-2,094.74			-2,094.74
96L000	4990	0000	00	121841 SPEC ED JR WOMENS CLUB	-1.11			-1.11
96L000	4990	0000	00	121842 SPEC ED KWANIS	-1,480.10			-1,480.10
96L000	4990	0000	00	121845 CASE VISION FOUNDATION	-6,894.06			-6,894.06
96L000	4990	0000	00	121852 TITLE I TRUST	-1,296.85	1,445.68		-2,742.53
96L000	4990	0000	00	241779 MENTORING PROGRAM	-476.66			-476.66
96L000	4990	0000	00	241796 CURRICULUM TRUST FUND	-1,059.23			-1,059.23
96L000	4990	0000	00	241798 KATHY CEARLOCK UMS SPLASH	-42,920.46	6,200.00		-49,050.46
96L000	4990	0000	00	241799 UHS 21ST CCLC	-2,896.94			-2,896.94
96L000	4990	0000	00	241907 TEACHER CENTER	-13,640.30	1,791.85	280.85	-15,027.30
96L000	4990	0000	00	241990 MIDWINTER CONFERENCE	-446.50			-446.50
96L000	4990	0000	00	241991 KAM BAM SR GRANT-S. GLEASON		5,790.00	3,920.13	-1,869.87
96L000	4990	0000	00	241992 CAREER AWARENESS-K. SHERRICK		3,090.00	28.20	-3,061.80
96L000	4990	0000	00	291726 ADULT ED STAFF ACTIVITY	-111.12			-111.12
96L000	4990	0000	00	291795 UAE SCHOLARSHIPS/FACILITY UPGR				
96L000	4990	0000	00	291808 ADULT ED STUDENT ACTIVITY	-1,774.15	111.63	389.74	-1,496.04
96L001	4990	0000	00	361825 ASCCP SCHOLARSHIP FUND	-10,107.33	2,494.00		-12,601.33
96L001	4990	0000	00	361835 ASCCP LEAL	-6,500.00			-6,500.00
96L001	4990	0000	00	511765 C-U FOUNDATION BILINGUAL LEAL	76.49			76.49
96L001	4990	0000	00	511774 PTA MINI GRANT ACCOUNT	-1,547.41	1,063.00	449.95	-2,160.46
96L001	4990	0000	00	511792 GRANTS ZIMMERMAN				
96L001	4990	0000	00	511860 LEAL OFFICE TRUST FUND	-5,974.15	4,314.30	391.35	-9,897.10
96L001	4990	0000	00	511871 KRANNERT YOUTH SERIES	-26.19			-26.19
96L001	4990	0000	00	511892 AID TO FAMILIES FUND	-123.64			-123.64
96L001	4990	0000	00	511921 LEAL LIBRARY	-2,232.93	300.00		-2,532.93
96L001	4990	0000	00	511922 MARY HART FUND	-3,884.62	955.75	908.51	-3,931.86
96L001	4990	0000	00	521772 LITERACY LIBRARY	-295.00			-295.00
96L003	4990	0000	00	531728 WILLIAMS PLAYGROUND EQUIP	-2,490.74		240.00	-2,250.74
96L003	4990	0000	00	531758 WILLIAMS FUND RAISER HAYDEL	-223.44			-223.44
96L003	4990	0000	00	531777 URBANA FIREFIGHTERS				
96L003	4990	0000	00	531790 DR WILLIAMS EYE GLASSES	-109.55			-109.55
96L003	4990	0000	00	531889 IMPERIAL CROWN FUND RAISER	7.67			7.67
96L003	4990	0000	00	531891 WILLIAMS 4TH/5TH FUNDRAISER	-51.93			-51.93
96L003	4990	0000	00	531897 RICHIE EASTINN'S BENEFIT				
96L003	4990	0000	00	531925 DR WILLIAMS LIBRARY	-157.85			-157.85
96L003	4990	0000	00	531927 DR WILLIAMS STUDENT COUNCIL	-85.55			-85.55
96L003	4990	0000	00	531928 DR WILLIAMS YEARBOOK				
96L003	4990	0000	00	531929 DR WILLIAMS SOCIAL FUND	-352.31			-352.31

				Account Level	Beginning	2016-17	2016-17	Ending
FDTLOC	FUNC	OBJ	SJ	Description	Balance	FY Credits	FY Debits	Balance
96L003	4990	0000	00	531930 WILLIAMS SPECIAL PROG(SPLASH)	-2,045.07	675.00		-2,720.07
96L003	4990	0000	00	531931 WILLIAMS BLDG MORALE FUND	-512.31			-512.31
96L003	4990	0000	00	531932 URBANA ARTS COMMISSION GRANT				
96L003	4990	0000	00	531933 DR WILLIAMS SCHOOL DEDICATION	-375.00			-375.00
96L003	4990	0000	00	531934 DR WILLIAMS TECHNOLOGY	-750.00			-750.00
96L003	4990	0000	00	531935 DR WILLIAMS FINE ARTS EVENTS				
96L003	4990	0000	00	531991 BETTIE HARRISON MEMORIAL FUND	-0.03			-0.03
96L003	4990	0000	00	931934 DR WILLIAMS TECHNOLOGY	-500.00			-500.00
96L004	4990	0000	00	541601 WILEY DRAMA	-99.67			-99.67
96L004	4990	0000	00	541602 FIFTH GRADE ACTIVITIES	-160.56			-160.56
96L004	4990	0000	00	541603 WILEY PROMETHEAN BOARDS	-5.00			-5.00
96L004	4990	0000	00	541604 WILEY PTA VOUCHERS	-137.97			-137.97
96L004	4990	0000	00	541605 WILEY ASCCP REPLACEMENT	-933.00			-933.00
96L004	4990	0000	00	541729 WILEY STUDENT COUNCIL	-34.77			-34.77
96L004	4990	0000	00	541797 WILEY OFFICE PICTURES	-3,309.00			-3,309.00
96L004	4990	0000	00	541798 WILEY INTERMEDIATE TCHRS ACCT	-66.29			-66.29
96L004	4990	0000	00	541803 WILEY TRUST	-4,325.65	29.67		-4,355.32
96L004	4990	0000	00	541821 WILEY SCHOOL SOCIAL FUND	-570.53	60.00	530.52	-100.01
96L004	4990	0000	00	541894 WILEY PRIMARY TRUST	-630.67			-630.67
96L004	4990	0000	00	541942 WILEY LIBRARY	-632.69			-632.69
96L006	4990	0000	00	561752 C-U EARLY XMAS SPNSRD FAMILY	-1.02			-1.02
96L006	4990	0000	00	561918 PRESCHOOL TRUST	-13,607.39	2,243.36	115.45	-15,735.30
96L006	4990	0000	00	561919 EARLY CHILDHOOD LIBRARY	-4,402.07		38.00	-4,364.07
96L006	4990	0000	00	561920 EC KWANIS CLUB	-294.17			-294.17
96L007	4990	0000	00	571721 MAURICE WILSON SCHLRSHF FUND	-1,241.76			-1,241.76
96L007	4990	0000	00	571806 USD #116/UEA-RACIAL JUSTICE	-82.68			-82.68
96L007	4990	0000	00	571860 YR KINDERGARTEN RM 5				
96L007	4990	0000	00	571861 YR KINDERGARTEN RM6				
96L007	4990	0000	00	571862	-0.57			-0.57
96L007	4990	0000	00	571876 YR KINDERGARTEN ROOM 124	-616.83			-616.83
96L007	4990	0000	00	571880 BILLEE SPOMER MEMORIAL BOOKS	-49.78			-49.78
96L007	4990	0000	00	571947 MARGARET DEES LIBRARY FINE	-1,333.06			-1,333.06
96L007	4990	0000	00	571949 MARGARETT DEES LIBRARY GIFTS	-1,117.45			-1,117.45
96L007	4990	0000	00	571950 YANKEE RIDGE POP FUND	-2,911.32	290.31	585.26	-2,616.37
96L007	4990	0000	00	571954 ONE-HUNDREDETH DAY	-129.05			-129.05
96L007	4990	0000	00	571955 YR PLAYGROUND	-151.24			-151.24
96L007	4990	0000	00	571956 YR PENCILS	-2,817.82	433.96	378.10	-2,873.68
96L007	4990	0000	00	571959 YR COMPUTER FUND	-128.43			-128.43
96L007	4990	0000	00	571960 CABOT FOUNDATION GIFT	-4,328.25			-4,328.25
96L007	4990	0000	00	571961 YR TREES	-257.87			-257.87
96L007	4990	0000	00	571962 PIPER BRITTON FUND	-1,582.15			-1,582.15
96L007	4990	0000	00	571963 H. NEWBERRY MEDICAL FUNDRAISER				
96L008	4990	0000	00	581823 UMS MAKE MORE MUSIC	-3,935.35	1,240.00	151.52	-5,023.83
96L008	4990	0000	00	581853 UMS JAMES W FRILLMAN MEMORIAL	-27.44			-27.44
96L008	4990	0000	00	581984 LANGUAGEEEXP COMP	-845.69			-845.69
96L008	4990	0000	00	581986 UMS PTA STUDENT WELFARE	-8.17			-8.17
96L008	4990	0000	00	581987 UMS PTA LEARNING DISABILITIES	-1,973.22			-1,973.22
96L009	4990	0000	00	591753 YOUNG ACHIEVERS HS				
96L009	4990	0000	00	591817 UHS VOLLEYBALL TEAM				
96L009	4990	0000	00	591822 DR RAY AND ORENE BRAUN MEM	-11,708.48			-11,708.48
96L009	4990	0000	00	591823 UHS EVELYN BURNETT UNDERWOOD	-7,379.96	3,339.09	3,510.65	-7,008.40
96L009	4990	0000	00	591973 OPTI MRS NEDDY CHILF FUND HS	-151.21			-151.21
96L009	4990	0000	00	591974 U O I MOTHER CLUB	-180.51			-180.51
96L009	4990	0000	00	591975 JEAN ST CLAIR METZ MEMORIAL	-382.98			-382.98
96L009	4990	0000	00	591976 HS MUSIC				
96L009	4990	0000	00	591977 KENDA LAWLESS MEMORIAL	-293.84		112.38	-181.46
96L009	4990	0000	00	591978 SWIM TEAM				

				Account Level	Beginning	2016-17	2016-17	Ending	
FDTLOC	FUNC	OBJ	SJ	Description	Balance	FY Credits	FY Debits	Balance	
96L009	4990	0000	00	591979	GREG CHEW THEATRE SCHOLARSHIP				
96L009	4990	0000	00	591980	JOSH GOTTHIEL CHARITABLE FUND	-4,031.62	501.92	-4,533.54	
96L009	4990	0000	00	591992	LIU FAMILY TRUST HONORING KAY	-1,000.00		-1,000.00	
96L009	4990	0000	00	591993	PROBLEM SOLVING IN THE CLSRM	-114.71		-114.71	
96L009	4990	0000	00	591994	RYAN BREEN MEMORIAL TRUST	-520.00	25.00	-545.00	
96L010	4990	0000	00	521712	JAPAN TEACHER PROGRAM	-628.09		-628.09	
96L010	4990	0000	00	521743	KING READING INCNTV PROGRAM	-83.05		-83.05	
96L010	4990	0000	00	521764	KING STUDENT COUNCIL	-16.72		-16.72	
96L010	4990	0000	00	521770	KING SOCIAL FUND				
96L010	4990	0000	00	521772	KING LITERACY LIBRARY	-153.84		-153.84	
96L010	4990	0000	00	521782	KING SOCIAL WORKER FUND	-0.43		-0.43	
96L010	4990	0000	00	521793	KING ENRICHMENT	-0.01		-0.01	
96L010	4990	0000	00	521802	MLK TREES	-95.55		-95.55	
96L010	4990	0000	00	521805	KING COURTYARD GRANT				
96L010	4990	0000	00	521809	ARTS IN SCHOOLS- GRANT CITY OF	-312.36		-312.36	
96L010	4990	0000	00	521869	MULTICULTURAL PROGRAM	-21.75		-21.75	
96L010	4990	0000	00	521896	SAFE RTES TO SCL KING MINEGRNT	-1,148.54		-1,148.54	
96L010	4990	0000	00	521963	KING MEMORIAL	-867.16	32.99	-900.15	
96L010	4990	0000	00	521965	KING KRANNERT PRIMARY				
96L010	4990	0000	00	521966	KING BOOKFAIR	-0.14		-0.14	
96L010	4990	0000	00	521967	KING KRANNERT INTERMEDIATE	-90.89		-90.89	
96L010	4990	0000	00	521968	KING PARTY FUND	-376.46		-376.46	
96L010	4990	0000	00	521969	KING INTERMEDIATE FIELD TRIP	-314.29		-314.29	
96L010	4990	0000	00	521970	KING AFTER SCHOOL PROGRAM	-5,930.50	444.00	4,768.75	-1,605.75
96L010	4990	0000	00	521971	KING CLASSROOM	-2,339.24	1,325.36	875.00	-2,789.60
96L010	4990	0000	00	521972	KING SCHOOL ACTIVITY FUND				
96L011	4990	0000	00	551778	TP YEARBOOK	-51.19		-51.19	
96L011	4990	0000	00	551786	TP LIBRARY FUND	-650.86		-650.86	
96L011	4990	0000	00	551787	TP DISCRETIONARY FUND				
96L011	4990	0000	00	551795	LOWES GRANT	-224.73		-224.73	
96L011	4990	0000	00	551857	TP FIELD TRIPS	-944.70		-944.70	
96L011	4990	0000	00	551931	THOMAS PAINE LIBRARY	-1,529.16	1,345.45	1,296.14	-1,578.47
96L011	4990	0000	00	551933	PEETE/PRATT 5TH GRD FLD TRP AC	-6.60			-6.60
96L011	4990	0000	00	551937	PRINCIPAL DISCRETIONARY FUND	-10,651.30	5,673.75	380.42	-15,944.63
96L011	4990	0000	00	551941	FOX INK CARTRIDGES	-222.97			-222.97
96Q000	7010	0000	00	000000			38,833.30	38,833.30	
Grand Asset Totals					1,057,649.47	46,371.19	71,963.58	1,078,736.85	
Grand Liability Totals					-1,057,649.47	98,305.39	72,713.00	-1,078,736.85	
Grand Equity Totals						38,833.30	38,833.30		
Grand Totals						183,509.88	183,509.88		

Number of Accounts: 207

***** End of report *****