

UHS DISCIPLINE –  
WORKING TO CREATE A  
POSITIVE EXPERIENCE

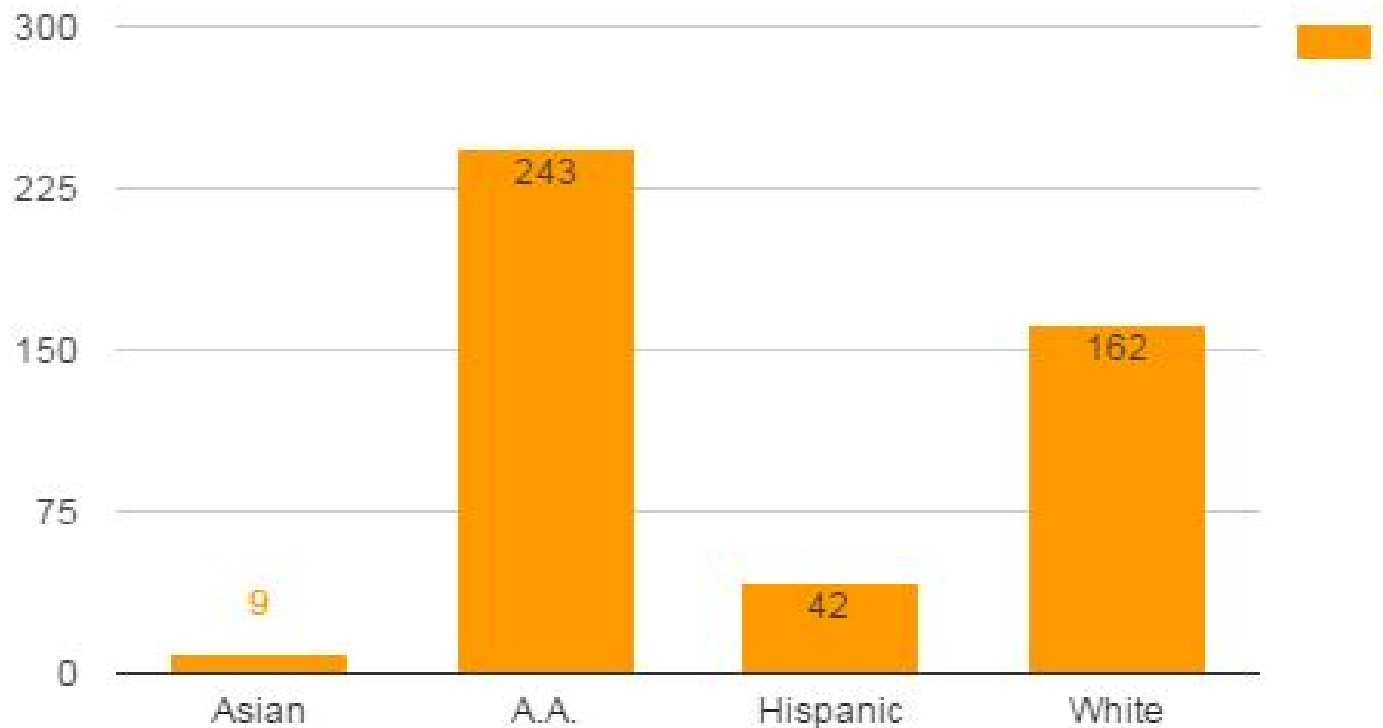


# UHS DATA BY GRADE LEVEL

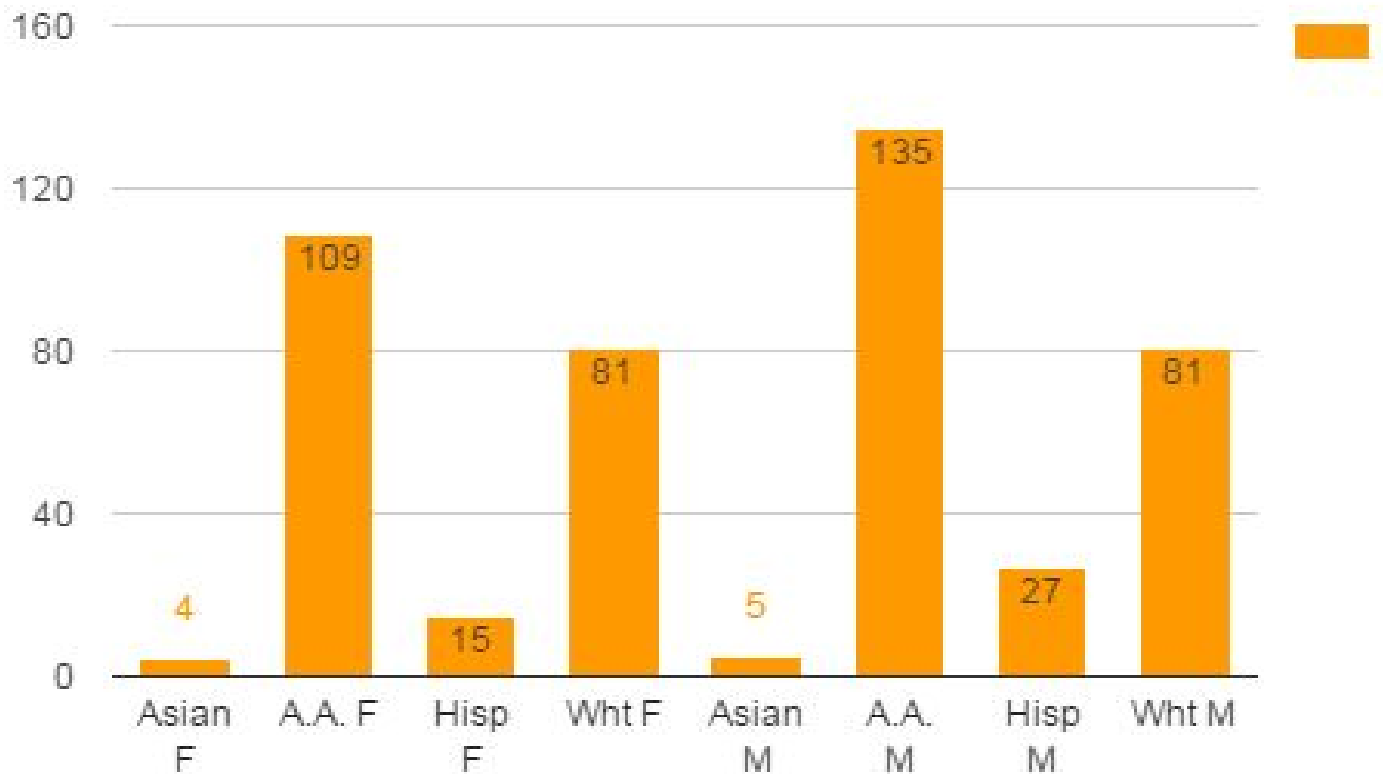
|               | 9 <sup>th</sup>                       | 10 <sup>th</sup>                     | 11 <sup>th</sup>                     | 12 <sup>th</sup>                     | Totals                               |
|---------------|---------------------------------------|--------------------------------------|--------------------------------------|--------------------------------------|--------------------------------------|
| Alphabet/Dean | Referrals/Suspensions<br>Students(#)  | Referrals/Suspensions<br>Students(#) | Referrals/Suspensions<br>Students(#) | Referrals/Suspensions<br>Students(#) | Referrals/Suspensions<br>Students(#) |
| A-G           | 72(382)/17(30)                        | 37(114)/10(13)                       | 23(87)/6(8)                          | 27(59)/4(7)                          | 160(643)/37(58)                      |
| H-M           | 60(374)/20(31)                        | 18(76)/6(9)                          | 28(99)/5(6)                          | 19(43)/3(3)                          | 125(592)/34(49)                      |
| N-Z           | 62(373)/14(30)                        | 26(75)/3(4)                          | 29(91102)/6(11)                      | 22(54)/4(6)                          | 139(604)/27(51)                      |
| Totals<br>%’s | 194(1129)/51(91)<br>46%(61%)/52%(58%) | 81(265)/19(26)<br>19%(14%)/19%(16%)  | 80(288)/17(25)<br>19%(16%)/17%(16%)  | 68(156)/11(16)<br>16%(9%)/12%(10%)   | 424(1839)/98(158)                    |

Shaded cell = 72 freshmen with the last name A-G, have generated 382 referrals. 17 freshmen with the last name A-G, have generated 30 suspensions.

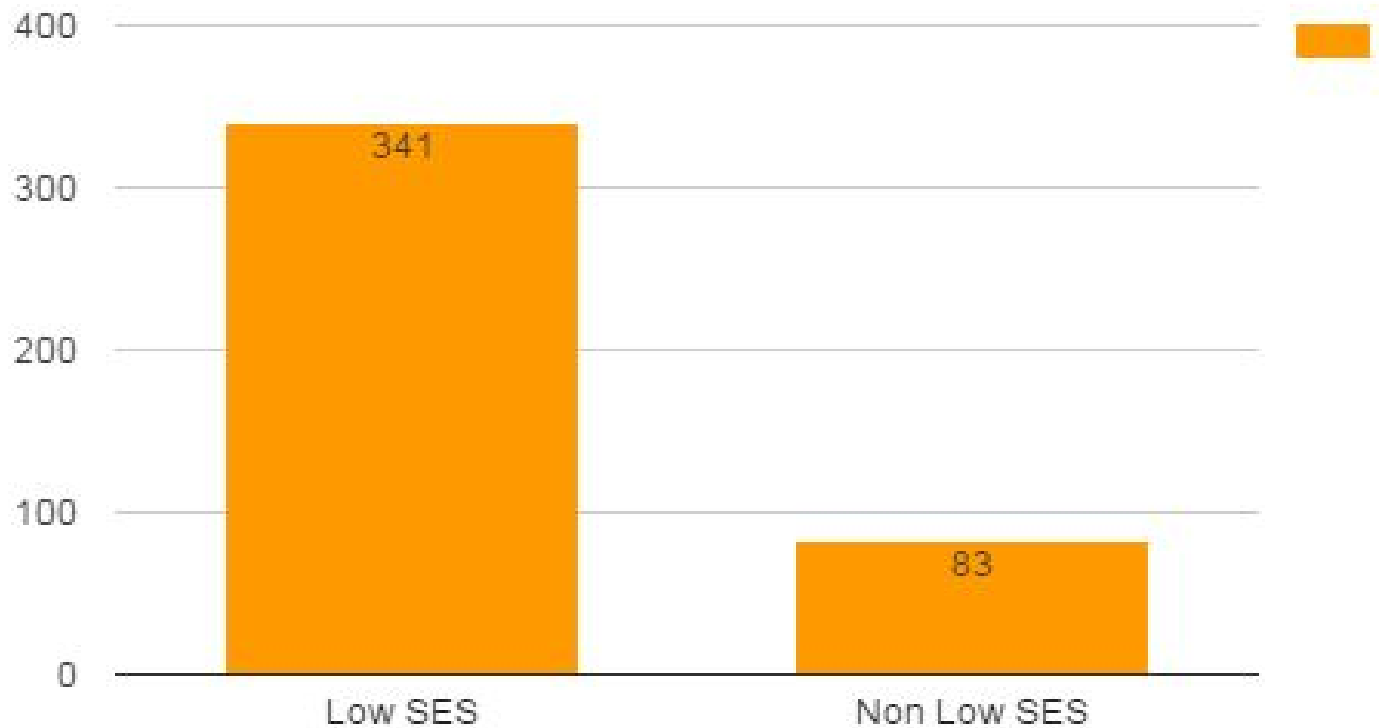
# REFERRAL BREAKDOWN BY RACE ( # OF STUDENTS OUT OF 424)



# REFERRAL BREAKDOWN BY GENDER/RACE (# OF STUDENTS OUT OF 424)



# REFERRAL BREAKDOWN BY SES (# OF STUDENTS OUT OF 424)



# TOP 3 BEHAVIORS

- Cell Phone/Electronic device – 441 referrals
- Class Disruption – 344
- Skipping - 188

Classroom written referrals (submitted by teachers) = 1345 out of 1839

# Trend Data

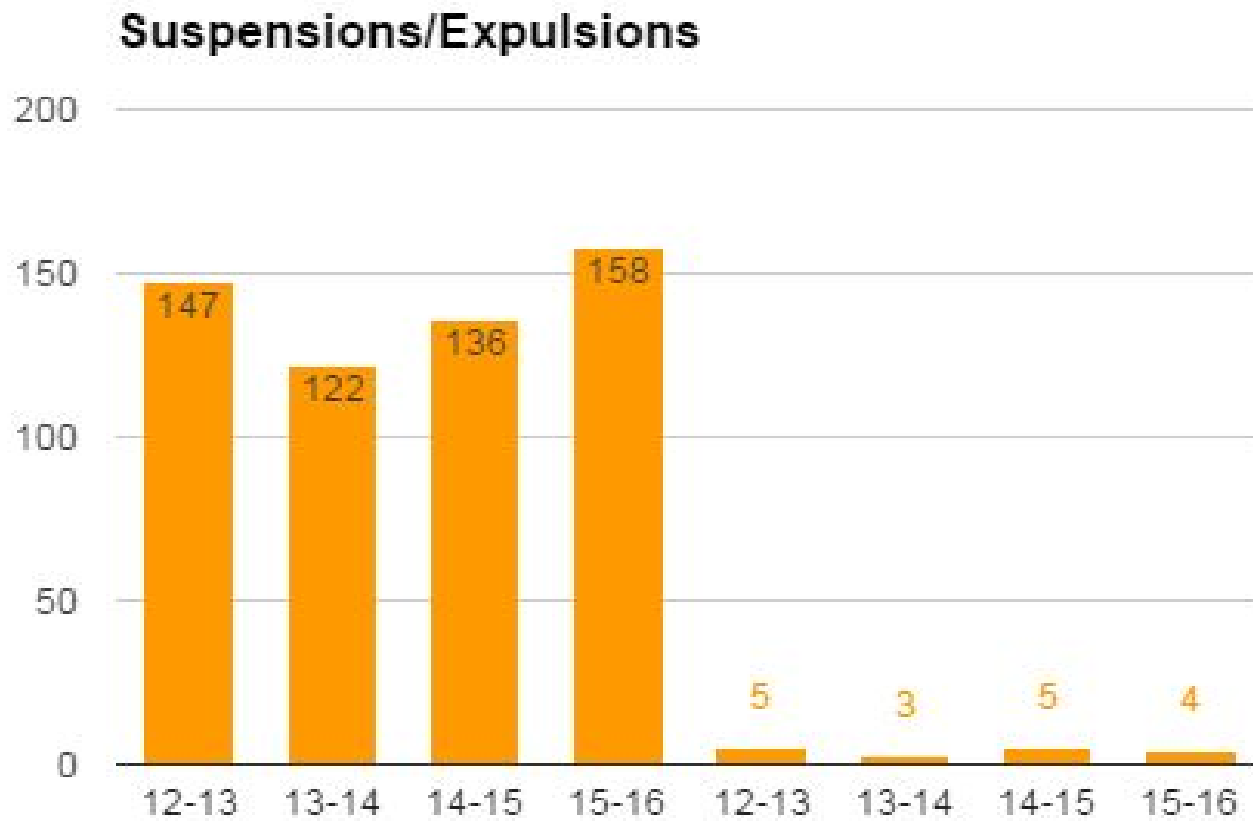
2012-2013 Referrals - Total = 1598 (Failure to Serve Detentions - 305, Skipping - 288, Class Disruption - 226)  
Teacher written - 935

2013-2014 Referrals - Total = 1627 (Skipping - 345, Cell Phones - 229, Failure to Sever Det. - 226)  
Teacher written - 960

2014-2015 Referrals - Total = 2004 (Skipping - 424, Cell Phone - 383, Class Disruption - 225)  
Teacher written - 1293

2015-2016 Referrals - Total = 1839 (Cell Phones - 441, Class Disruption - 344, Skipping - 188)  
Teacher written - 1345

# Suspensions/Expulsions





# Restorative Practices

The field of restorative practices has significant implications for all aspects of society — for example, in schools, the use of restorative practices has been shown to reliably reduce misbehavior, bullying, violence and crime among students and improve the overall climate for learning.

## Restorative Circles - Conflict resolution (Holistic Approach)

- ❑ Student/Student
- ❑ Student/Staff Member
- ❑ Staff Member/Staff Member