

ACCOUNT STATEMENT

FEBRUARY 01, 2013 TO FEBRUARY 28, 2013

ACCOUNT NAME: CUSCHMANAG

ACCOUNT NUMBER: 1035010664



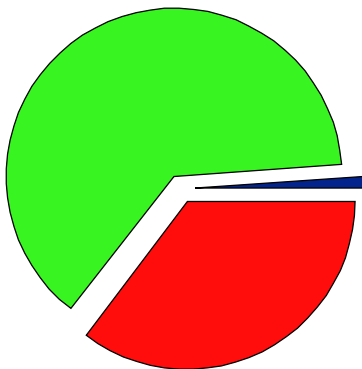
C-U SCHOOLS FOUNDATION
GAIL ROST, EXEC. DIR.
P.O. BOX 1166
CHAMPAIGN, IL 61824-1166




ACCOUNT NAME:	C-U SCHOOLS FDN- MANAGEMENT FUND
ACCOUNT NUMBER:	1035010664
RELATIONSHIP MANAGER:	KAREN HANSON 309-834-1083 KAREN.HANSON@BUSEY.COM
INVESTMENT OFFICER:	R SCOTT MACADAM 217-365-4694 SCOTT.MACADAM@BUSEY.COM
SECONDARY CONTACT:	BETTY OWEN 217-365-4823 BETTY.OWEN@BUSEY.COM

FOR YOUR INFORMATION

UPON WRITTEN REQUEST, BUSEY WEALTH MANAGEMENT WILL PROVIDE DETAILED INFORMATION WITH REGARD TO EXECUTED SECURITY TRANSACTIONS. THE DOCUMENTATION WILL INCLUDE THE TIME OF EXECUTION, THE EXECUTION PRICE, NUMBER OF SHARES OR UNITS TRANSACTED, THE NAME OF THE BROKER AND FEES PAID IN CONNECTION WITH THE TRANSACTION.

ASSET ALLOCATION SUMMARY



	MARKET VALUE	PERCENT
 CASH AND EQUIVALENTS	7, 785. 31	1. 1%
 CORE EQUITIES AND SATELLITES	431, 436. 94	63. 5%
 CORE FIXED INCOME	240, 549. 48	35. 4%
Total	679, 771. 73	100. 0%

FEBRUARY 01, 2013 TO FEBRUARY 28, 2013

ACCOUNT NAME: CUSCHMANAG

ACCOUNT NUMBER: 1035010664

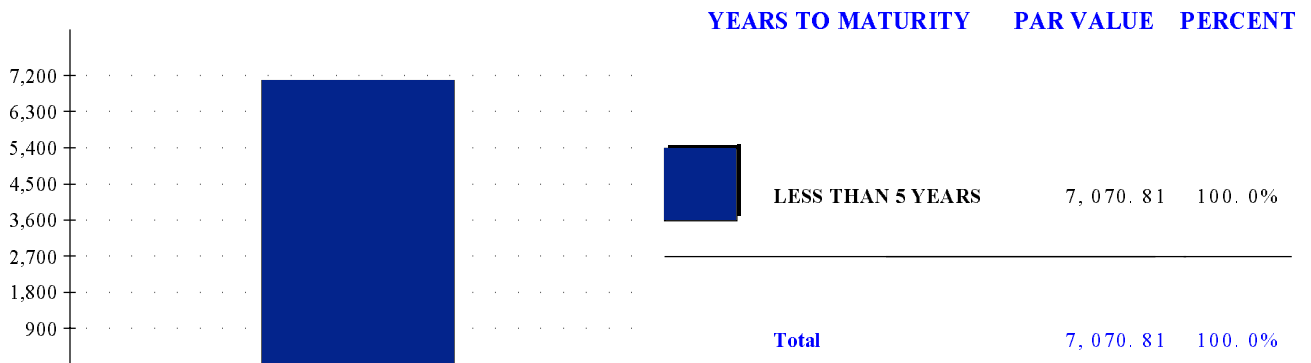
ACTIVITY SUMMARY

	THIS PERIOD	YEAR TO DATE	REALIZED CAPITAL GAINS / LOSSES	
			THIS PERIOD	YEAR TO DATE
BEGINNING MARKET VALUE	680,333.25	662,458.98		
DISTRIBUTIONS	4,507.65-	4,507.65-		
INVESTMENT INCOME	324.99	401.16		
FEES	170.08-	335.69-		
MISCELLANEOUS	4,352.74	4,442.18		
CHANGE IN MARKET VALUE	561.52-	17,312.75		
ENDING MARKET VALUE	679,771.73	679,771.73		
			TOTAL GAINS / LOSSES	0.00
				0.00

PORTFOLIO DETAIL

DESCRIPTION	MARKET VALUE	TAX COST	EST ANNUAL INCOME/ ACCRUED INC	CURRENT YIELD
CASH AND EQUIVALENTS				
GOLDMAN FED FUND 520 .01%	7,785.31	7,785.31	0.78 0.07	0.01
CASH	0.00			
TOTAL CASH AND EQUIVALENTS	7,785.31	7,785.31	0.78 0.07	0.01

BOND MATURITY SUMMARY



AVERAGE TIME TO MATURITY: 0.0 YEARS

CURRENT YIELD: 1.77%

FEBRUARY 01, 2013 TO FEBRUARY 28, 2013

ACCOUNT NAME: CUSCHMANAG

ACCOUNT NUMBER: 1035010664

PORTFOLIO DETAIL (CONTINUED)

DESCRIPTION	RATING	PAR VALUE	MARKET VALUE	TAX COST	EST ANNUAL INCOME/ ACCRUED INC	YIELD CURRENT/ MATURITY
CORE FIXED INCOME						
VANGUARD SHORT-TERM GOVERNMENT BOND FUND		2,936.045	59,631.07	59,660.43	199.65	0.33
VANGUARD SHORT-TERM CORPORATE ETF		830.000	66,657.30	65,521.86	1,395.23 100.43	2.09
VANGUARD INTERMEDIATE-TERM CORPORATE BOND ETF		633.000	55,241.91	53,651.75	1,790.12 143.06	3.24
VANGUARD INTERMEDIATE-TERM GOVERNMENT BOND FUND		2,671.761	59,019.20	59,660.43	865.65	1.47
TOTAL CORE FIXED INCOME			240,549.48	238,494.47	4,250.65 243.49	1.77

DESCRIPTION	TICKER	SHARES	MARKET VALUE	TAX COST	EST ANNUAL INCOME/ ACCRUED INC	CURRENT YIELD
CORE EQUITIES AND SATELLITES						
ISHARES RUSSELL 2000 INDEX	IWM	473.000	42,797.04	40,346.90	797.95	1.86
VANGUARD FTSE EMERGING MKTS ETF FTSE ALL-WORLD EX-US ETF	VEU	2,034.000	93,991.14	99,421.72	2,735.73	2.91
VANGUARD 500 INDEX SIG	VIFSX	2,547.102	294,648.76	189,407.54	6,008.61	2.04
TOTAL CORE EQUITIES AND SATELLITES			431,436.94	329,176.16	9,542.29 0.00	2.21
GRAND TOTAL ASSETS			679,771.73	575,455.94	13,793.72 243.56	2.03

TRANSACTION DETAIL

DATE	QUANTITY	DESCRIPTION	TRANSACTION TYPE	CASH	COST BASIS
02/01/13		BEGINNING BALANCE		0.00	579,808.68

FEBRUARY 01, 2013 TO FEBRUARY 28, 2013

ACCOUNT NAME: CUSCHMANAG
ACCOUNT NUMBER: 1035010664

TRANSACTION DETAIL (CONTINUED)

DATE	QUANTITY	DESCRIPTION	TRANSACTION TYPE	CASH	COST BASIS
INCOME					
DIVIDENDS					
02/06/13		DIVIDEND ON 830 SHS VANGUARD SHORT-TERM CORPORATE ETF AT .128 PER SHARE PAYABLE 02/06/2013 EX DATE 01/31/2013	DIVIDEND	106.24	
02/06/13		DIVIDEND ON 633 SHS VANGUARD INTERMEDIATE-TERM CORPORATE BOND ETF AT .221 PER SHARE PAYABLE 02/06/2013 EX DATE 01/31/2013	DIVIDEND	139.89	
02/28/13		DIVIDEND ON 2,936.045 SHS VANGUARD SHORT-TERM GOVERNMENT BOND FUND AT .005 PER SHARE PAYABLE 02/28/2013 EX DATE 02/27/2013	DIVIDEND	14.68	
02/28/13		DIVIDEND ON 2,671.761 SHS VANGUARD INTERMEDIATE-TERM GOVERNMENT BOND FUND AT .024 PER SHARE PAYABLE 02/28/2013 EX DATE 02/27/2013	DIVIDEND	64.12	
TOTAL DIVIDENDS				324.93	0.00
INTEREST - TAXABLE					
02/01/13		INTEREST ON GOLDMAN FED FUND 520 .01% PAYABLE 02/01/2013	INTEREST RCVD	0.06	
TOTAL INTEREST - TAXABLE				0.06	0.00
TOTAL INCOME				324.99	0.00
DISTRIBUTIONS TO BENEFICIARY					
02/08/13		TRANSFER TO BUSEY BANK C/A #13503707 C-U SCHOOLS FDN-OPERATING TRANSFER TO BUSEY CHECKING PER 2/6/13 LETTER	DISBURSEMENT	4,507.65-	
TOTAL TO BENEFICIARY				4,507.65-	0.00
FEES					
02/13/13		FEE TO BUSEY TRUST COMPANY FOR THE PERIOD ENDING 01/31/2013	DISBURSEMENT	170.08-	
TOTAL FEES				170.08-	0.00
TOTAL DISTRIBUTIONS				4,677.73-	0.00
02/28/13	4,352.740-	NET CASH MANAGEMENT	NET CASH MGMT	4,352.74	4,352.74-
TOTAL				4,352.74	4,352.74-
02/28/13		ENDING BALANCE		0.00	575,455.94