

**UHS DISCIPLINE –
WORKING TO CREATE A
POSITIVE EXPERIENCE**



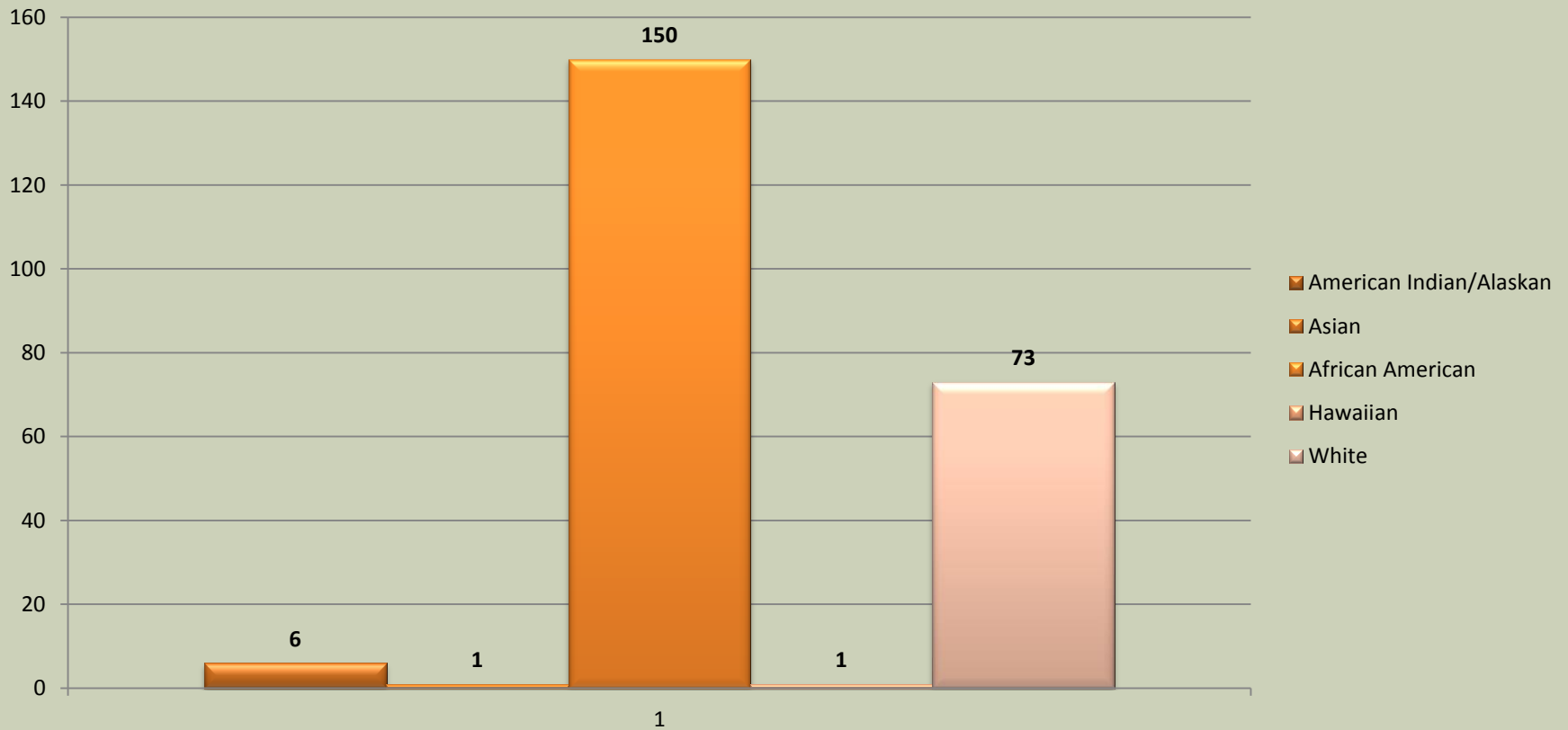
UHS DATA BY GRADE LEVEL

	9 th	10 th	11 th	12 th	Totals
Alphabet/Dean	Referrals/Suspensions Students(#)	Referrals/Suspensions Students(#)	Referrals/Suspensions Students(#)	Referrals/Suspensions Students(#)	Referrals/Suspensions Students(#)
A-G	32(102)/8(9)	17(42)/4(6)	10(12)/1(1)	20(28)/6(6)	79(184)/19(22)
H-M	32(77)/6(6)	12(25)/5(5)	13(25)/2(2)	12(13)/4(4)	69(140)/17(17)
N-Z	29(87)/8(9)	19(41)/5(9)	10(23)/3(5)	13(16)/4(4)	71(167)/20(27)
Totals %'s	93(266)/22(24) 42%(54%)/39%(36%)	48(108)/14(20) 22%(22%)/25%(30%)	33(60)/6(8) 15%(12%)/11%(12%)	45(57)/14(14) 21%(12%)/25%(21%)	219(491)/56(66)

Shaded cell = 32 freshmen with the last name A-G, have generated 102 referrals. 8 freshmen with the last name A-G, have generated 9 suspensions.

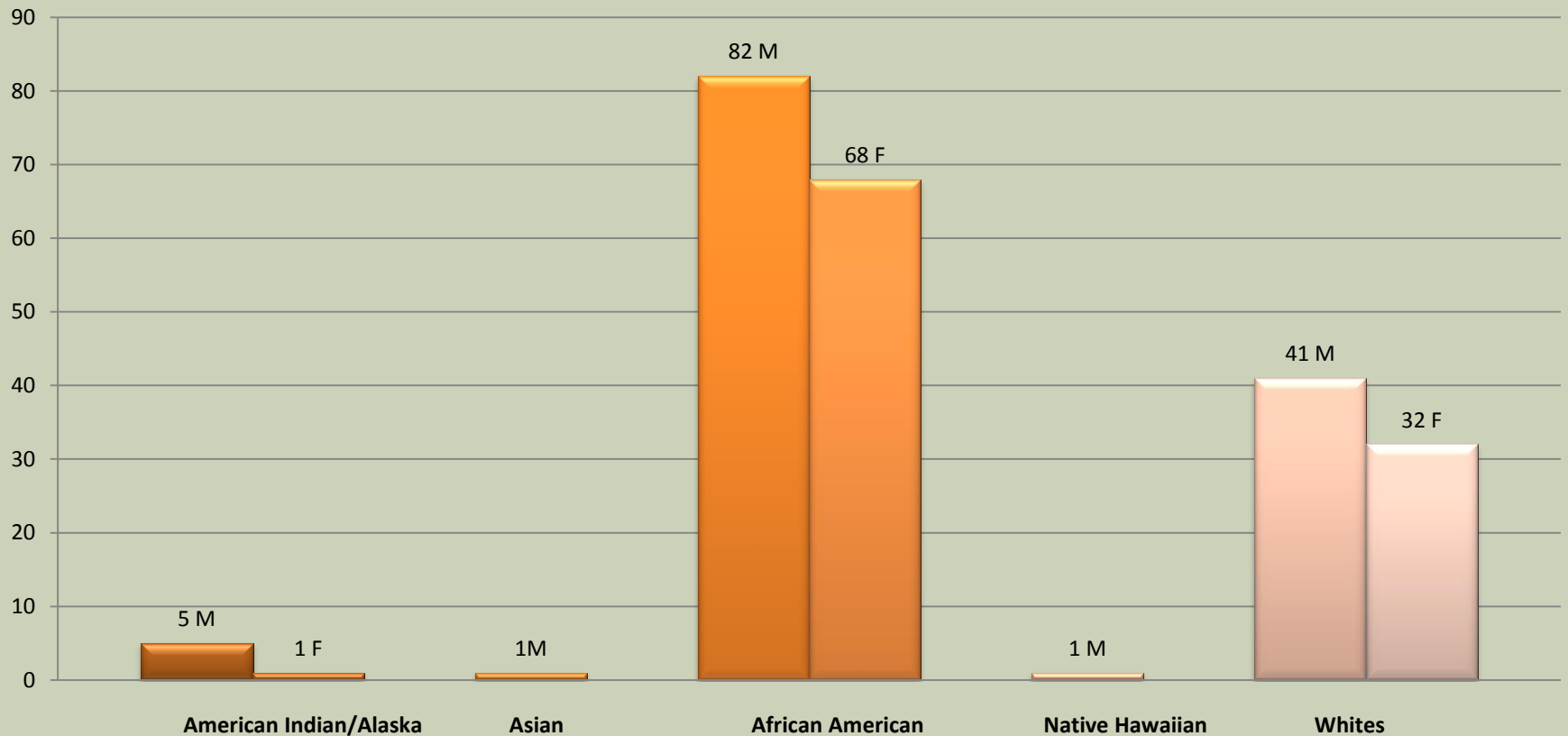
REFERRAL BREAKDOWN BY RACE (# OF STUDENTS)

Number of Students who have received a Referral - Fall 2013-2014



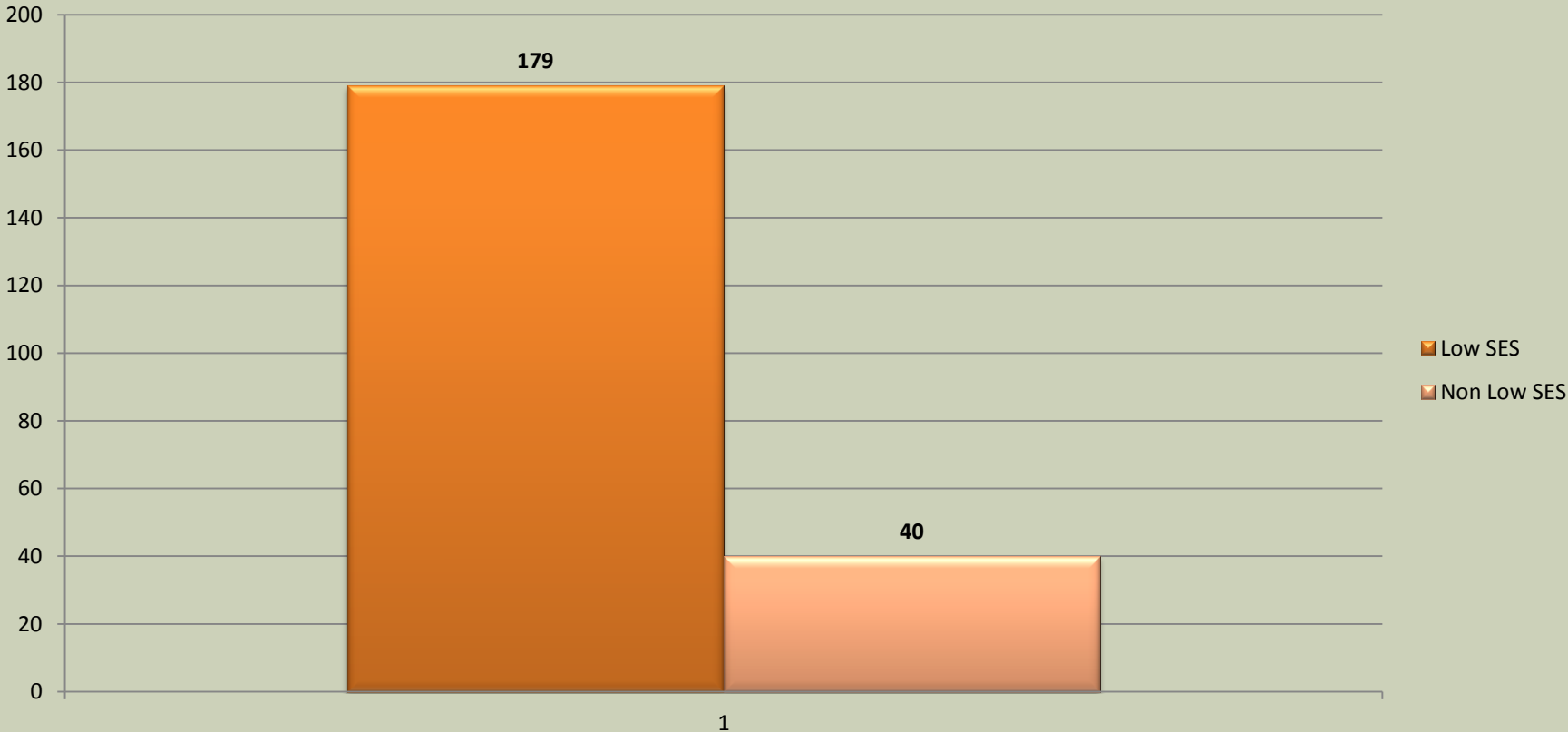
REFERRAL BREAKDOWN BY GENDER/RACE (# OF STUDENTS)

Gender/Race Breakdown



REFERRAL BREAKDOWN BY SES (# OF STUDENTS)

Low SES v. Non Low SES Students Referred



TOP 3 BEHAVIORS

- **Skipping – 193 referrals**
 - Attendance incentives – UHS give-a-ways
 - Student PSA's
- **Class Disruption – 116 referrals**
 - CLASS Committee – teacher to teacher
- **Cell phone/Electronic device – 108**
 - Teach students the appropriate time to use these items

WHAT DO WE DO WITH THE DATA?

- PBIS
- Teams
- 3T Weekly Meeting
- 9th Grade Booster
- “High Flier” Meeting
- CLASS (Classroom Leadership and Support System)
- Student PSA’s (Truancy)
- Daily Attendance Rate Report (Letters/Policy)
- 9th Grade Orientation (Current 8th graders)

9TH GRADE ORIENTATION



CURRENT/FUTURE STEPS AND PD

- Work with Joe Wiemelt and Jon Hamilton
 - Equity work
- Homeroom – 2014-2015
 - PBIS Initiatives
 - Character Traits
 - SEL
 - Mini-teams
 - Maximize students instructional time (Less passes)